

Radio-Electronics

THE MAGAZINE FOR NEW IDEAS IN ELECTRONICS



**QUIETER
FM RECEPTION**
New Circuits Do It

**DESIGN A
BANDPASS FILTER**
With Active Filter IC's

**NEW IN CAR
ELECTRONICS**
Three Clever Circuits

BUILD A NOISE ELIMINATOR
For Your Car Radio

VIDEOBEAM PROJECTION COLOR TV



Large-as-life color pictures on a giant 4 by 5-foot screen in your own home. Standard electronics combined with a new kind of projection tube with sealed-in optics make it work.



...turn to page 33 for complete details

351400 MRR 0299V092 OCT74 I A
J E MORRISON
239 E VIA HAVARRE
MERRITT IS FL 32952

PTS ELECTRONICS, INC.

HOME OFFICE—INDIANA:
5233 S. HWY 37
BLOOMINGTON, INDIANA 47401
TEL. 812. 824-9331

CALIFORNIA—NORTH:
PTS ELECTRONICS, INC.
4611 AUBURN BLVD
SACRAMENTO, CALIF. 95841
TEL. 916. 482-6220

CALIFORNIA—SOUTH:
PTS ELECTRONICS, INC.
5111 UNIVERSITY AVE
SAN DIEGO, CALIF. 92105
TEL. 714. 280-7070

COLORADO:
PTS ELECTRONICS, INC.
4958 ALLISON ST
ARVADA, COLO. 80001
TEL. 303. 423-7080

FLORIDA:
PTS ELECTRONICS, INC.
1918 BLANDING BLVD
JACKSONVILLE, FLA. 32210
TEL. 904. 389-9952

INDIANA:
PTS ELECTRONICS, INC.
5233 S. HWY 37
BLOOMINGTON, IND. 47401
TEL. 812. 824-9331

KANSAS:
PTS ELECTRONICS, INC.
3116 MERRIAM LANE
KANSAS CITY, KANSAS 66100
TF1 913. 931-1222

LOUISIANA:
PTS ELECTRONICS, INC.
2914 WYCHWOOD DRIVE
METAIRIE, LOUISIANA 70033
TEL. 504. 885-2349

MARYLAND:
PTS ELECTRONICS, INC.
1105 SPRING ST
SILVER SPRING, MD. 20910
TEL. 301. 565-0025

MASSACHUSETTS:
PTS ELECTRONICS, INC.
191 CHESTNUT ST
SPRINGFIELD, MASS. 01103
TEL. 413. 734-2737

MINNESOTA:
PTS ELECTRONICS, INC.
815 W. LAKE ST
MINNEAPOLIS, MINN. 55408
TEL. 612. 824-2333

NEW YORK:
PTS ELECTRONICS, INC.
993 SYCAMORE ST
BUFFALO, N.Y. 14212
TEL. 716. 891-4935

NEW YORK CITY—NEW JERSEY:
PTS ELECTRONICS, INC.
158 MARKET ST
E. PATERSON, N.J. 07407
TEL. 201. 791-6380

NORTH CAROLINA:
PTS ELECTRONICS, INC.
724 SIEGLE AVE
CHARLOTTE, N. C. 28205
TEL. 704. 332-8007

OHIO:
PTS ELECTRONICS, INC.
5682 STATE RD
CLEVELAND, OHIO 44134
TEL. 216. 845-4480

OKLAHOMA:
PTS ELECTRONICS, INC.
3007 N. MAY
OKLAHOMA CITY, OKLA. 73106
TEL. 405. 947-2013

OREGON:
PTS ELECTRONICS, INC.
5220 N.E. SANDY BLVD
PORTLAND, OREGON 97213
TEL. 503. 282-9636

PENNSYLVANIA—EAST:
PTS ELECTRONICS, INC.
1921 S. 70TH ST
PHILADELPHIA, PA. 19142
TEL. 215. 724-0999

PENNSYLVANIA—WEST:
PTS ELECTRONICS, INC.
257 RIVERVIEW AVE. W.
PITTSBURGH, PA. 15202
TEL. 412. 761-7648

TEXAS—NORTH:
PTS ELECTRONICS, INC.
MOPAC LANE
LONGVIEW, TEX. 75601
TEL. 214. 753-4334

TEXAS—EAST:
PTS ELECTRONICS, INC.
4324-26 TELEPHONE RD
HOUSTON, TEX. 77032
TEL. 713. 644-6793

PTS ELECTRONICS

Precision Tuner Service

is proud to announce the
GRAND OPENING
of our new Service Center in

CHARLOTTE, N. CAROLINA



now you too get...

Fast **8** hr. Service!
\$995

1 YEAR GUARANTEE

FREE JOB CARDS . FREE SHIPPING LABELS

Come and see us. PTS Branches are all company owned—No Franchises—we care for our customers. For a TUNER PART or COMPLETE TUNER REBUILT, come to us, we will take care of your tuner problems like no one else can. WE'RE PROFESSIONALS—18 years experience made us what we are!

You owe it to yourself

to try P.T.S. We are the fastest growing, oldest and now the largest tuner service company in the world. Here is what you get:

1. **Fastest Service**—8 hour—in and out the same day. Overnight transit to one of our plants.
2. **Fine Quality!** Your customers are satisfied and you are not bothered with returning tuners for rework!
3. **Lower Cost!** Up to \$5.50 less than other tuner companies!
4. **Friendly, helpful service!** We help you do more business—that way we will do more, too. We want your business and we try to deserve it!

Color • Black & White • Transistor
• Tubes • Varactor • Detent UHF
All Makes

VHF or UHF..... \$9.95
UV-Comb..... \$16.95

Major parts and shipping
charged at cost.
(Dealer net!)

for finer, faster,
... Precision
Tuner Service

send faulty unit with tubes, shields and all broken parts to:



PTS ELECTRONICS, INC.
P. O. BOX 5512
724 SIEGLE AVENUE
CHARLOTTE, N. C. 28205
TEL. 704, 332-8007


or to any of our strategically located Service Centers

Circle 1 on reader service card

Circle 2 on reader service card

THE BIG RIP-OFF

electronic
tube



Introducing Sav-

Rip off the tab
and earn va







he Sylvania -Tab.

arked "Waltham"
ible awards.

more valuable award you
can earn.

Stop in at your local authorized
Sylvania Distributor and pick up your
free Sylvania Sav-a-Tab Award Catalog, Tab-
Saver Envelope, and Award Order Form today.
Or fill in the handy coupon on the reverse side.
Now, more than ever before, it pays to buy Sylvania
Entertainment Receiving Tubes. And the place to buy
them is your local authorized Sylvania Distributor.



Start ripping tabs off today. Fill in and mail this coupon now.



You'll receive this beautiful Sylvania Sav-a-Tab Award Catalog, featuring useful and luxurious name-brand merchandise... everything from a practical tool set to handsome luggage to fabulous weekend holidays!

In addition, we'll send you a Sylvania Tab-Saver Envelope

to collect your "Waltham" Sav-a-Tabs, and a Sylvania Award Order Form. When you've saved the number of tabs necessary for the item of your choice, just drop them in the Tab-Saver Envelope with your Order Form and mail them. Your award will be on the way to you!

If the coupon is missing, circle the Reader Service Number. Or write to: SYLVANIA SAV-A-TAB PROGRAM, Sylvania Award Headquarters, P.O. Box 1000, Fenton, Missouri 63026.

GTE SYLVANIA / Sav-a-Tab

MAIL THIS CARD TO: SYLVANIA AWARD HEADQUARTERS

P.O. Box 1000, Fenton, Missouri 63026

NAME _____

COMPANY _____

ADDRESS _____

CITY _____ STATE _____ ZIP _____

The Sylvania Sav-a-Tab Program is available only to dealers and technicians. Employees of GTE Sylvania, its authorized franchised distributors, or its advertising agency are not eligible to participate.



Another introductory offer to new members of the ELECTRONICS AND CONTROL ENGINEERS' BOOK CLUB

	404/445 ELECTRONIC CIRCUITS MANUAL by J. Markus Pub. price, \$22.00 Club price, \$15.75		286/515 INTEGRATED CIRCUITS: A Basic Course for Engineers and Technicians by R. G. Hibberd Pub. price, \$10.25 Club price, \$8.45		
	637/458 DESIGNING WITH TTL INTEGRATED CIRCUITS by Texas Instruments Inc. Pub. price, \$19.50 Club price, \$13.50		100/810 MOS/LSI DESIGN AND APPLICATION by Carr & Mize Pub. price, \$18.50 Club price, \$13.50		
	404/437 SOURCEBOOK OF ELECTRONIC CIRCUITS by J. Markus Pub. price, \$21.50 Club price, \$17.50		313/059 HANDBOOK OF SEMI-CONDUCTOR ELECTRONICS, 3/e by P. Hunter Pub. price, \$29.85 Club price, \$21.50		
	484/368 COMMUNICATION SYSTEMS DESIGN by P. F. Panter Pub. price, \$19.50 Club price, \$13.50		287/341 STANDARD HANDBOOK OF ENGINEERING CALCULATIONS by T. G. Hicks Pub. price, \$19.50 Club price, \$14.25		
	491/364 THE DESIGN OF DIGITAL SYSTEMS by J. B. Peatman Pub. price, \$15.50 Club price, \$11.75		124/035 HANDBOOK OF PHYSICS, 2/e by Condon and Odishaw Pub. price, \$37.45 Club price, \$14.95		773/777 NOMOGRAPHS FOR ELECTRONICS by R. L. Peters Pub. price, \$27.50 Club price, \$19.95
					649/170 OPERATIONAL AMPLIFIERS by Tobey, Graeme & Huelsman Pub. price, \$15.00 Club price, \$11.50
					209/731 STANDARD HANDBOOK FOR ELECTRICAL ENGINEERS, 10/e by Fink and Carroll Pub. price, \$34.85 Club price, \$24.95

Save time and money by joining the
Electronics and Control Engineers' Book Club



HERE is a professional club designed specifically to meet your day-to-day engineering needs by providing practical books in your field on a regular basis at below publisher prices.

How the Club operates: Basic to the Club's service is its publication, the *Electronics and Control Engineers' Book Club Bulletin*, which brings you news of books in your field. Sent to members without cost, it announces and describes in detail the Club's featured book of the month as well as alternate selections which are available at special members' prices.

When you want to examine the Club's feature of the month, you do nothing. The book will be mailed to you as a regular part of your Club service. If you prefer one of the alternate selections—or if you want no book at all for that month—you notify the Club by returning the convenient card enclosed with each *Bulletin*.

As a Club member, you agree only to the purchase of four books over a two-year period. Considering the many books published annually in your field, there will surely be at least four that you would want to own anyway. By joining the Club, you save both money and the trouble of searching for the best books.

MAIL THIS COUPON TODAY

ELECTRONICS AND CONTROL ENGINEERS' BOOK CLUB
582 Princeton Road, Hightstown, N.J. 08520

Please enroll me as a member of the Electronics and Control Engineers' Book Club and send me the two books indicated below. I am to receive the bonus for just \$1.00, and my first selection at the special Club price shown. These books are to be shipped on approval, and I may return them both without cost or further obligation. If I decide to keep the books, I agree to purchase as few as four books during the next two years at special Club prices (at least 15% below list).

Write Code No. of
bonus book
here

Write Code No. of
first selection
here

Name _____

Address _____

City _____

State _____ Zip _____

E33254

Specialists demand the best tools of their trade.

You didn't become an electronic specialist overnight. It took years of training and great determination to reach your goal. But now, as a specialist, you can demand the best tools available to your trade.

It also takes years of special skills to bring you top-quality instruments. RCA offers more than 50 years of engineering and manufacturing experience

in the electronics field to assure you of the highest quality and performance from any RCA electronic instrument you select.

Whatever your specialty . . . radio/TV/hi-fi servicing, medical, industrial or military electronics . . . RCA offers a broad line of electronic instruments to meet your special needs in school, shop, factory, field or laboratory. These electronic instruments offer

built-in dependability, at a very economical price.

Want all the facts on RCA's multi-meters, oscilloscopes, generators, testers, and power supplies? Contact any one of the more than 1,000 RCA Distributors worldwide, or RCA Electronic Instruments Headquarters, 415 South 5th Street, Harrison, N.J. 07029. Request RCA's 1974 Electronic Instruments catalog. It's free for the asking.



RCA Electronic Instruments

Radio-Electronics

THE MAGAZINE FOR NEW IDEAS IN ELECTRONICS

More than 65 years of electronics publishing

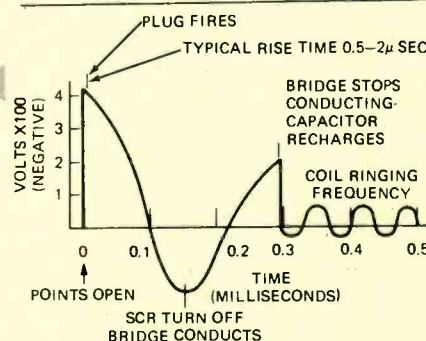
MAY 1974

SPECIAL FEATURE	33	VideoBeam Projection Color TV Large-as-life color TV pictures in your own home. <i>by Larry Steckler</i>	
	GENERAL ELECTRONICS	4	Guest Editorial The energy crisis. <i>by Charles R. Couch</i>
		6	Looking Ahead Tomorrow's news today. <i>by David Lachenbruch</i>
		40	Bandpass Filter Design Use IC's to custom design your own bandpass filter. <i>by Don Lancaster</i>
		45	New In Car Electronics Three clever circuits in today's automobile. <i>by Rudy Graf & George Whalen</i>
	58	R-E's Transistor Replacement Guide Two more pages of replacement types. <i>by Robert & Elizabeth Scott</i>	
STEREO HI-FI AUDIO	38	FM Tuner Noise Reduction Circuits Two new circuits make FM tuners deliver better quality sound. <i>by Leonard Feldman</i>	
	BUILD THIS ONE	51	Noise Eliminator For Your Car Automatically raises the volume as road noises increase. <i>by Larry E. Wilson</i>
TELEVISION		22	Equipment Report Leader LBO-302 dual-trace triggered-sweep scope.
	42	What's New In MATV It's a new business for a new kind of TV technician. <i>by Forest H. Belt</i>	
	48	CATV Troubles Headaches can be cured. <i>by Jack Darr</i>	
	58	TV Service Clinic The Variac — a handy servicing aid. <i>by Jack Darr</i>	
	62	Reader Questions R-E's service editor solves reader problems.	
	DEPARTMENTS	98	Advertising Index
88		Circuits	
16		Letters	
82		New Literature	
	78	New Products	
	12	New & Timely	
	69	Next Month	
	103	Reader Service Card	

ON THE COVER

The picture on the projection screen of the Video Beam color TV is a simulated television picture, as it is not possible to photograph an off-the-air scene.

Photograph on the screen courtesy of Cypress Gardens, Cypress Gardens, Florida



Hugo Gernsback (1884-1967)
founder

M. Harvey Gernsback, editor-in-chief and publisher

Larry Steckler, CET, editor

Robert F. Scott, W2PWG, CET, technical editor

Jack Darr, CET, service editor

I. Queen, editorial associate

Leonard Feldman, contributing high-fidelity editor

David Lachenbruch, contributing editor

Barbara Schwartz, editorial assistant

Vincent P. Cienia, production manager

Sarah Martin, production assistant

Harriet I. Matysko, circulation director

Arline R. Fishman, advertising coordinator

Cover photograph by Walter Herstatt
Cover design by Louis G. Rubsamen

Radio-Electronics is indexed in *Applied Science & Technology Index*, *and Readers Guide to Periodical Literature*.



Radio-Electronics, May 1974, Vol. 45, No. 5. Published monthly by Gernsback Publications, Inc., 200 Park Avenue South, New York City 10003. Second-class postage paid at New York, N.Y. and additional mailing office. One-year subscription rate: U.S.A., U.S. possessions and Canada, \$7. Pan-American countries, \$8. Other countries, \$8.50. Single copies 60c. ©1974 by Gernsback Publications, Inc. All rights reserved. Printed in U.S.A.

Subscription Service: Mail all subscription orders, changes, correspondence and Postmaster Notices of undelivered copies (Form 3579) to Radio-Electronics Subscription Service, Boulder, Colo. 80302.

A stamped self-addressed envelope must accompany all submitted manuscripts and/or artwork or photographs if their return is desired should they be rejected. We disclaim any responsibility for the loss or damage of manuscripts and/or artwork or photographs while in our possession or otherwise.

As a service to readers, Radio-Electronics publishes available plans or information relating to newsworthy products, techniques and scientific and technological developments. Because of possible variances in the quality and condition of materials and workmanship used by readers, Radio-Electronics disclaims any responsibility for the safe and proper functioning of reader-built projects based upon or from plans or information published in this magazine.

quest editorial

How will the energy crisis effect the electronics service and/or sales and service businesses? What will be the impact on the small- and medium-sized independent electronics service and sales dealer or the service-only electronic business? Will the way you conduct your business have to be suddenly changed to survive? Will it reduce your income or effect your business potential? Will your present actions and thinking have to be altered? No crystal ball gazer has all the answers, but let's look at some of the more important facts that stand out.

Yes! You will have to change your way of doing business and alter your methods of life. It will be *GOOD* for the independents who are positive-thinking, flexible-minded optimists; *DISASTROUS* for the fault-finding, inflexible-minded, negative-thinking person who can't see definite and sudden changes necessary in the market place and way of life brought on by the energy crisis and the impending metal shortages.

The energy crisis may be a blessing in disguise for the consumer electronics industry. It can be the best thing that has happened to the electronics industry since the introduction of television to the consumer. One only has to think positive for the advantages to come into focus in one's mind and also to see its drawbacks and future problems it has created. Let's go back to the depression era of the 1930's. Then people went hungry and children barefoot to save enough money to have the radio repaired or buy a new one. Radio (electronics) was then the main form of entertainment for the average family or the individual listening to Will Rogers, Amos and Andy and other famous entertainers. Today, thanks to the energy crisis, history may repeat itself. Today's consumer electronic products—radios, televisions, audio components, recorders and related equipment will return as the predominant form of entertainment for the family.

Today the energy crisis offers the greatest challenges and opportunities, since the introduction of television to the small- and medium-sized independent electronic businesses. The opportunities are very real and the possibilities for business growth and profit tremendous for the independent service dealer or sales and service dealer. The advantages, circumstances and conditions are most favorable for independents to better serve the electronic needs of the consumer and better represent the manufacturers. There has never been better conditions than now exist. This could be the last great opportunity for the independent electronic dealers, be it sales or service.

The opportunities for growth and profit are waiting to be collected by the alert, progressive, positive-acting, positive-thinking, forward-visioned, association-oriented independent electronics business owner or manager.

The independent electronic businesses are now at the fork in the road in the business jungle. *One branch leads to survival, the other leads to disaster.*

Let's take the SURVIVAL branch and see what is necessary to gain passage down the exciting highway.

One of the most important is to be able to see that a dramatic change is going to take place in the market place and your way of life because of the energy crisis and impending metal shortages. This means for you to use forward vision and an open flexible mind.

Be ready and willing to gladly accept these new changes and make the best of them, for in every adversity, there is a seed of good, or in every defeat there is a victory.

Be ready to "clean house so to speak" in overall operation of your business. Put it in order in appearance, in and out, clean up, paint up or fix up the vehicles. Dress up your salesmen and technicians. Do professional invoicing. Improve telephone answering techniques, one of your most valuable assets. Above all treat each customer as if they are the only customer. Learn to listen intensely to each customer's complaint and assure them that you are doing everything possible to satisfy them. *Be willing to go that extra mile*, it will pay big dividends to you.

TIME is one of your most important assets. Learn to use it efficiently and effectively. Time lost can never be recovered, which means lost money.

If not a member of or involved in association action, promise today to join the local, state and national level. If a local or regional association is not available in your local area, then start one. If your state is one of the few without an association, be the driving force to get one started.

PROMISE TODAY to unite with and get involved with your associates (competitors) in association work at all levels; local, state and national. Help do your part to help the small businesses to win the survival struggle.

The independents, in unity, must pledge to better serve the consumer, better represent the manufacturers and to assist each other in true fellowship, interest and understanding.

Through an association you can learn to be a better businessman. Become a better professional electronics technician. You can group-run advertisements,

get more exposure to the consumer at less dollar cost to your business.

Parts shortages. The association could set up an interchange of parts when the suppliers are out, so you can give faster service to the consumer. It is impossible in this writing to list even part of the helps for each other than can be had in associations that are positive acting. The association must have imagination and innovate ideas to put dreams into reality.

Each business manager, owner and technician must be his own worst critic and SELF ANALYZE HIS OWN PROBLEMS, or better yet, get an associate or member of the association to grade each other. Then take immediate measures.

Become involved in your community. Become a true professional businessman or a professional electronics technician in your community. You will be proud you did.

Pledge today after you join your local, state and national association to invite an associate (competitor) out to lunch. You will find him a fine person, who has many of the same problems you have and wants out of life the same things you may want. You will be proud you did and he will be glad you did. Then he can do the same thing with some other associate. This is the best way for unity. The decision for survival is yours.

Be loyal to your distributor and manufacturers who are loyal to you. Remember many distributors and small manufacturers are struggling for survival too. Loyalty has to be a two-way street. Don't try to handle too many lines or have too many suppliers for your volume of business. Look out for those who look out for you. This area badly needs improvement at the dealer and supplier level. Let the dealers lead the way by showing appreciation and loyalty to those who you know are loyal to you. Consider not doing business with those who only want your buck.

Be proud, you are a part of this ever-changing, exciting field of electronics. Walk, talk, dress, act, look and think professionalism in all you do. Do it today. Tomorrow is too late.

Join the team. Be a part of the team and do your share. The Miami Dolphins, under Don Shula, is a great team because each player does his best for the team to win, not for his own personal glory. If the independents will join into one great team and each do his best for the team to win, the independents will win this battle.

CHARLES R. COUCH, JR., CET
President
National Electronics Service Dealers Association, Inc.

Replacing semiconductors takes guidance.

And here it is.

Our new Semiconductor Product Guide.

It's *the* cross-reference for entertainment replacement semiconductors.

Transistors, zener diodes, diodes, high-voltage rectifiers, light emitting diodes, color crystals, integrated circuits, field-effect transistors . . . they're all here. With one of ours you can replace 265 on the average.

And with every one of ours you get Mallory performance and reliability.

Get your Semiconductor Product Guide at your Mallory distributor's today. With a guide like this you can't go wrong.



MALLORY

MALLORY DISTRIBUTOR PRODUCTS COMPANY
a division of P. R. MALLORY & CO. INC.
Box 1284, Indianapolis, Indiana 46206; Telephone: 317-636-5353

Batteries • Capacitors • Controls • CRIME ALERT® • DURATAPE® • Resistors • Semiconductors • SONALERT® • Switches • Timers • Vibrators

looking ahead

For the consumer

Here in Hong Kong, one can get some idea of the status of China's consumer electronics by shopping the department stores specializing in mainland Chinese products. A few tube-type table radios—multi-band, with European styling—are still on display, but solid-state equipment seems to be taking over, and the new styles resemble American and Japanese design. Prices of the equipment are relatively low—at least in Hong Kong. A six-transistor pocket radio is \$5.60. A Pearl River brand personal portable with medium and short-wave bands sells for \$14.40, and a similar set labeled Spring Thunder is \$16.10, with an eight-transistor Red Lantern three-band set at \$21.40.

The only stereo equipment observed was a tube-type amplifier at \$43, but two mono receivers (medium and long wave) were solid-state and tagged as \$76 and \$96.

Tickless tick-tocks

The first common, everyday product to undergo a complete revolution via electronics most likely will be the timepiece. The electronic watch currently is a mark of distinction on the wrist of the wearer, but the everyday mechanical type seems to be headed for early extinction, thanks to IC's and miniature display systems. A new study, by Quantum Science, predicts that nearly a million all-electronic digital watches will be produced this year, up from just 180,000 in 1973, and that the cost of making such a watch should drop to about \$20 by the end of this year, as compared with \$35 last year. By 1980, the study forecasts, they'll cost about six dollars to make—and more than 115,000,000 will be sold.

Electronics, incidentally, has turned the watch business upside-down. In the 1950's and 1960's, American watchmakers virtually gave up on domestic production. Unable

to compete with the Swiss, almost all of them were forced to import Swiss movements, which they inserted in American-made cases. Now the pendulum (if that's still an appropriate word) has swung. To keep up with the changing times, Swiss watchmakers are now buying American electronic watch movements (that word itself is an anachronism to describe something with no moving parts) and putting them in Swiss-made cases!

Homefax again

Before the dawning of the television age, there was considerable fanfare about home facsimile services. Shortly after World War II, there were major experiments in transmission of newspapers to homes via fax. Then along came TV and fax was put on the back burner.

Now homefax is being talked up again—this time in connection with the "home data terminal" to be made possible through broadband two-way cable systems connecting America's homes and businesses. There are still many problems—including the development of a hard-copy printing system cheap and reliable enough to become a consumer product.

Electronic mail delivery to the home is now a major goal of forward planners in the cable industry. The prototype of one such system was recently demonstrated to officials of the Commerce Department and members of the staff of the Senate Committee on Postal Service by Tele-Prompter, a major owner of cable TV systems.

Printout equipment for the system was developed by Repco Inc., Orlando, Fla., which plans to have the first 100 sample units ready for field testing this year. The printer is designed to be produced for \$120 or less, to hold a month's supply of paper, with no expendable chemicals for processing. The prototype supplies printout on a roll of paper about 4 inches wide with a dot resolution of 64 per inch. It requires a bandwidth

of about 50 KHz and provides legible printed copy as well as diagrams, handwriting, and so forth.

Instead of using a single stylus, it employs a line of styli—one for each dot on a horizontal line—and can crank out legible printed matter at a rate of 30 words per second. The paper is electro-sensitive.

The feasibility model is just one of many approaches to hard-copy readout for the home, and you can expect to see much more experimentation in the near future aimed at replacing the mailman with a cable.

Buying spree

Americans bought more color TV sets last year than in any previous year in history—nearly 9,300,000 of them. Add 7,000,000 monochrome sets and you get 16,300,000 television sets sold last year. To supply the demand, American manufacturers produced 8,672,000 color sets and importers supplied 1,399,000, for a total of more than 10 million color TV's built here or imported into this country. For black-and-white, the totals were 2,308,000 American-made sets and 4,989,000 imports, totaling 7,297,000. The grand total of sets made and imported in 1973—color plus monochrome—was 17,367,000, or about one new TV for every four American households.

The revaluation of the dollar in comparison to foreign currencies contributed to a resurgence of domestic color production. In 1973, more than 86% of color sets sold in the U.S. were made here, up about one percentage point from the 1972 figure. But monochrome was increasingly a foreign-made market. Better than 68% of black-and-white sets sold here last year came from overseas, up from less than 62% a year earlier.

Outlook dims

If last year was a hot one for the video-dough, this year's

prospects don't seem so bright. Ferociously rising parts prices, consumer uncertainty and shortages all are expected to have a depressing effect for much of the remainder of this year. Manufacturers have to wait as long as a year or more for delivery of some types of semiconductors and capacitors, 34 weeks for resistors, 30 weeks for circuit boards, according to one industry survey.


At the same time, costs of components and materials have been rising almost daily. In response, receiver manufacturers almost universally have increased their prices, some of them substantially—reversing the trend of many years toward lower and lower tags on TV sets. At press time, set makers were predicting a good-but-not-great year. But it could be a better year than usual for the TV service industry, as viewers have their sets repaired rather than buy new ones.

Electronic tuning

In Europe, almost all color sets—and many black-and-white ones—have all-electronic varactor tuning. Yet in the United States, varactor tuners are found in a relatively insignificant number of sets, almost all of them in the high price brackets. With fewer channels receivable in Europe, and greater spacing between channels, electronic tuning is simpler there than here. But American semiconductor manufacturers are optimistic that TV set makers here will flock to varactors soon, and some predict that the majority of new sets will be electronically controlled by 1977. Many of them are aiming at the development of an IC to take over the control and addressing function.

But mechanical tuning is still much cheaper than electronic—and until there's a real cost breakthrough set makers can be expected to opt for the clunk-clunk tuner for most of their lines. **R-E**

by **DAVID LACHENBRUCH**
CONTRIBUTING EDITOR



\$995

ALL PARTS INCLUDED

except tubes and transistors

ONE YEAR GUARANTEE

TUNER SERVICE CORPORATION

PROVIDES YOU WITH A COMPLETE SERVICE FOR ALL YOUR TELEVISION TUNER REQUIREMENTS.

REPAIR

VHF Or UHF Any Type \$9.95.
UHF/VHF Combo \$15.00.

In this price all parts are included. Tubes, transistors, diodes, and nuvistors are charged extra.

Fast efficient service at our conveniently located service centers. This price does not cover mutilated tuners.

All tuners are cleaned ultrasonically, repaired, realigned and air tested.

REPLACE

Universal Replacement Tuner \$12.95 (in Canada \$15.95)

This price buys you a complete new tuner built specifically by SARKES TARZIAN INC. for this purpose.

All shafts have a maximum length of 10" which can be cut to 1½".

Specify heater type parallel and series 450mA or 600mA.

CUSTOMIZE

Customized tuners are available at a cost of only \$15.95. (With trade-in \$13.95) (in Canada \$17.95/\$15.95)

Send in your original tuner for comparison purposes to:

TUNER SERVICE CORPORATION

FACTORY-SUPERVISED TUNER SERVICE

Backed by the largest tuner manufacturer in the U.S.—SARKES TARZIAN, Inc.

HEADQUARTERS	BLOOMINGTON, INDIANA 47401	537 South Walnut St.	Tel: 812-334-0411
ARIZONA	TUCSON, ARIZONA 85713	1528 S. 6th St. (P.O. Box 4534)	Tel: 602-791-9243
CALIFORNIA	BURLINGAME, CALIFORNIA 94010	1324 Marsten Road	Tel: 415-347-5728
CALIFORNIA	MODESTO, CALIFORNIA 95351	123 Phoenix Ave.	Tel: 209-521-8051
CALIFORNIA	NORTH HOLLYWOOD, CALIF. 91691	10654 Magnolia Blvd.	Tel: 213-769-2720
FLORIDA	TAMPA, FLORIDA 33606	1505 Cypress St.	Tel: 813-253-0324
GEORGIA	ATLANTA, GEORGIA 30310	938 Gordon St., S.W.	Tel: 404-758-2232
ILLINOIS	CHICAGO, ILLINOIS 60621	737 W. 55th St.	Tel: 312-873-5556-7
ILLINOIS	SKOKIE, ILLINOIS 60076	5110 W. Brown St.	Tel: 312-675-0230
INDIANA	INDIANAPOLIS, IND. 46204	817 N. Pennsylvania St.	Tel: 317-632-3493
INDIANA	HAMMOND, INDIANA 46323	6833 Grand Ave.	Tel: 219-845-2676
KENTUCKY	LOUISVILLE, KENTUCKY 40208	2920 Taylor Blvd.	Tel: 502-634-3334
LOUISIANA	SHREVEPORT, LOUISIANA 71104	3025 Highland Ave.	Tel: 318-861-7745
MARYLAND	BALTIMORE, MD. 21215	5505 Reisterstown Rd. (P.O. Box 2624)	Tel: 301-358-1186
MISSOURI	ST. LOUIS, MO. 63132	10530 Page Ave.	Tel: 314-429-0633
NEVADA	LAS VEGAS, NEVADA 89102	1412 Western Ave., #1	Tel: 702-384-4235
NEW JERSEY	JERSEY CITY, NEW JERSEY 07307	547-49 Tonnetle Ave. (On U.S. Highway 1 & 9)	Tel: 201-792-3730
NEW JERSEY	TRENTON, NEW JERSEY 08638	901 N. Olden Ave.	Tel: 609-393-0999
OHIO	CINCINNATI, OHIO 45216	7450 Vine St.	Tel: 513-821-5080
OHIO	CLEVELAND, OHIO 44109	4597 Pearl Road	Tel: 216-741-2314
OHIO	TOLEDO, OHIO 43624	119 N. Erie St.	Tel: 419-243-6733
OREGON	PORTLAND, OREGON 97210	1732 N.W. 25th Ave.	Tel: 503-222-9059
TENNESSEE	GREENVILLE, TENNESSEE 37743	1215 Snapps Ferry Rd.	Tel: 615-639-8451
TENNESSEE	MEMPHIS, TENNESSEE 38111	3158 Barron Ave.	Tel: 901-458-2355
TEXAS	DALLAS, TEXAS 75218	11540 Garland Rd.	Tel: 214-327-8413
VIRGINIA	NORFOLK, VIRGINIA 23502	4538 E. Princess Anne Rd.	Tel: 804-855-2518-9955
CANADA	TUNER SERVICE CORP., QUEBEC	Write headquarters office for address.	

Franchises available-Contact headquarters for information.

Circle 5 on reader service card



WATCH US GROW

NOW train at home with NRI to be a Computer or Digital Technician—no other program is so complete in digital logic, computer operation and programming.

ANOTHER



FIRST



Your own digital computer included at no extra cost

This may very well be the most unique educational aid ever developed for home training—a *real* digital computer you build yourself and use to learn organization, operation, trouble shooting and programming.

This remarkable training aid performs the same functions as bigger commercial computers. One of ten training kits you receive in the new NRI Complete Computer Electronics course.

NRI FIRSTS make learning Electronics fast and fascinating—give you priceless confidence



FIRST to give you Color TV training equipment engineered specifically for education—built to fit NRI instructional material, *not* a do-it-yourself hobby kit. The end product is a superb Color TV receiver that will give you and your family years of pleasure. You “open up and explore” the functions of each color circuit as you build.



FIRST to give you true-to-life experiences as a Communications Technician. Every fascinating step you take in NRI Communications training, including circuit analysis of your own 25-watt, phone/cw transmitter, is engineered to help you prove theory and later apply it on the job. Studio equipment operation and trouble shooting become a matter of easily remembered logic.



FIRST to give you completely specialized training kits engineered for business, industrial and military Electronics Technology. Shown is your own training center in solid-state motor control and analog computer servo-mechanisms. Telemetering circuits, solid-state multivibrators and the latest types of integrated circuits are included in your course.

There is so much to tell you about this latest “first” in home training from NRI, you must fill in and mail the postage-free card today to get the full story of the Complete Computer Electronics course and the amazing digital computer you build and use as you learn.

Planned from the start to include specially designed training equipment in the pioneering NRI tradition, this exceptional new course succeeds in combining kits with NRI “bite-sized” texts to give you an easy-to-understand educational package. But, unlike other home training, this is not a general electronics course. Lessons have been specifically written to stress computer repair. You perform a hundred experiments, you build hundreds of circuits. Included are over 50 modern, dual-in-line TTL integrated circuits you use in the construction of your computer. You use professional test equipment. In addition to your digital computer, you build and use your own solid-state voltohmmeter and oscilloscope. Because you work with your hands as well as your head, your training is as much *fun* as it is education.

Train with the leader—NRI

As it has in other fields of home-study Electronics training, NRI has taken the leadership in computer training because the “Computer Age” continues to leap ahead. Qualified men are urgently needed, not only as digital technicians and field service representatives, but also for work on data acquisition systems in such fascinating fields as telemetry, meteorology and pollution control. Office equipment and test instruments also demand the skills of the digital technician. Like other NRI courses, this exciting new program can give you the priceless confidence you seek to walk into a technician’s job and know just what to do and how to do it. Mail the postage-free card for the FREE NRI Catalog. No obligation. No salesman will call. NATIONAL RADIO INSTITUTE, Washington, D.C. 20016.

GET FACTS ABOUT GI BILL

If you have served since January 31, 1955, or are in service now, check GI line on postage-free card or in coupon.

If postcard has been used, mail this coupon



NATIONAL RADIO INSTITUTE
Washington, D.C. 20016 3-054

Please send me your FREE NRI CATALOG with details about new Complete Computer Electronics training.

Name _____ Age _____

Address _____

City _____ State _____ Zip _____

Check here for facts on GI Bill

ACCREDITED MEMBER NATIONAL HOME STUDY COUNCIL

new & timely

Optical readers check items in new supermarket checkout stand

Called by Sperry Univac "a revolution in food marketing," a new supermarket checkout system uses optical scanning to check items on the conveyor and a computer (for a line of stands) to translate codes on the checked items into prices, display them visually, and print out a customer tape.

The system uses a fixed laser beam optical reader to detect, read, and decode Universal Product Code (UPC) symbols on product containers or labels. The UPC symbols contain product information in the form of vertical bars in a ten-digit format. The code was adopted by the Grocery Industry of the United States in April, 1973. It is expected that nearly all supermarket items will come from the manufacturers preprinted with the UPC symbols by the end of 1975.

In a test at Kroger's Kenwood Shopping Center, Cincinnati, from July to October 1973, the Sperry Univac checkout handled all the needs of the 8000-customer-per-week store, increasing checker productivity about 45 per cent and increasing number of customers serviced from 15.7 to 23.1 per hour in one checkout lane. Average customer waiting time decreased 40 per cent and checkers made 75 per cent fewer mistakes. The system was operable 99.97 per cent of the time the store was open.

The Supermarket Checkout System can provide such special features as check verification and visual displays of product identification. It can calculate the price break on multiple-priced items, including mix-match sales; can handle credit functions like bottle returns, store coupons,

refunds, and rain checks. It can also provide up-to-the-minute sales reports by checker, stand, department or store, and allows rapid repricing of items.

Satellites may relay solar energy to earth

Students at the University of Michigan have designed a small prototype satellite to test whether solar energy can be collected and transmitted to earth efficiently. The sun, they point out, is an inexhaustible source of power, capable of supplying enough energy to meet any crisis in the humanly foreseeable future. But whether there is any possible economic method of harnessing that energy is still a question.

Ground-based solar power installations have been made, usually in desert or near-desert areas. But solar energy is greatly weakened by passing through the atmosphere, only a little of it reaching the earth. Thus any large-scale terrestrial effort must use tremendous tracts of land in favorable geographic locations, and even in those places storage facilities must be provided for nights and cloudy weather.

A Satellite Solar Power Station (SSPS), as conceived in the mid-'60's by Peter E. Glaser of Arthur D. Little, Inc., would receive full-strength energy from the sun 24 hours a day, overcoming the chief difficulties of ground-based stations. Each station would consist of one or more large satellites with huge panels for collecting solar energy. Each satellite would furnish 10,000 megawatts continuously, enough to supply a metropolitan area like that of New York City or Los Angeles. The stations would convert the solar energy to microwave beams focused on ground-receiving stations, which would convert the

microwave power to electric current of whatever voltage and frequency might be required for commercial distribution.

The prototype satellite that will test the practicability of the proposed system weighs 1093 pounds. It has two large square panels with a total area of 790 square feet, contains the necessary conversion equipment and mounts a 30-foot parabolic transmitting antenna. It will be able to transmit about 5 kilowatts of power. Already under development, it is expected to be ready for a 1978 launch.

COMPUTER REACHES THE BOWLING LANES



AUTOMATIC BOWLING SCORING SYSTEM that senses fallen pins electronically and uses a small special-purpose computer to tally the score automatically is now in use in seven U.S. cities. RCA developed the system, which is sold by Rapid Score, subsidiary of Conbow Corp.

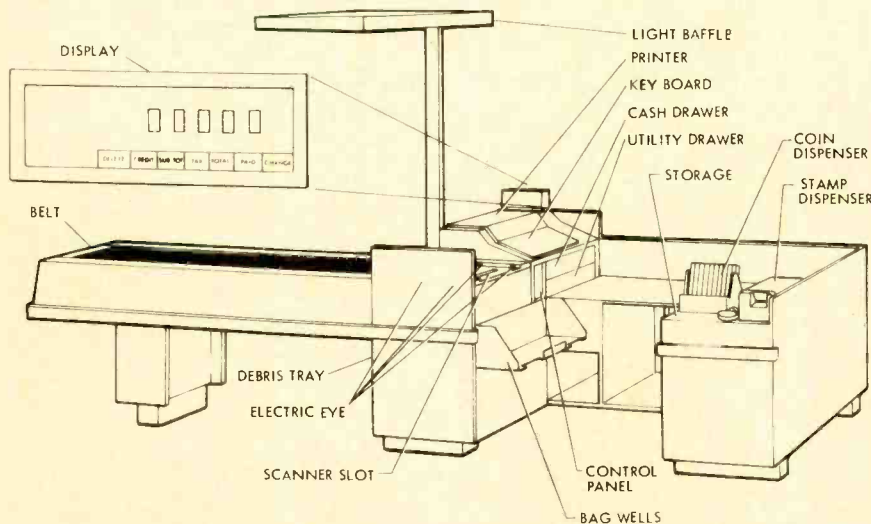
On stepping up to play, each bowler presses the button opposite to his or her name on the scoring table. This lights the player's name on the console. An electronic camera checks the number of pins left standing after the first bowl. The information is transmitted to the computer, an RCA *Fleximite*, at the console, and the score is recorded. If a strike was made (all pins down), the player's name goes out and a NEXT PLAYER sign is lighted. There is another display at the manager's office, where a print-out of any desired score—or all scores—may be had by pressing a button.

The photo shows the installation in the Lawrence Park Lanes, Broomall (near Philadelphia), Pa.

Largest solid-state image sensor uses charge coupling technique

A silicon chip about as big as a nickel is hailed as "a key milestone in the creation of a new generation of tubeless cameras." The sensor, a charge-coupled device (CCD) contains over 120,000 elements.

(continued on page 26)



SCHEMATIC OF NEW SPERRY RAND AUTOMATED ELECTRONIC CHECKSTAND

No other 10 MHz oscilloscope gives you all this for \$475

The TELEEQUIPMENT D61 is a low priced 10 MHz dual trace oscilloscope with sweep rates up to 10 ns/div. It is ideally suited for students, technicians, and hobbyists.

Operating Ease. Front panel controls are engineered for instant recognition. Line or

frame displays are selected automatically in the TV trigger position. And, chopped or alternate modes are determined automatically to optimize display clarity.

Bright, stable viewing.

Stable waveforms, displayed on an 8 x 10 cm crt, are easy to view, even under unfavorable ambient light conditions. Two identical input channels simplify generation of X-Y displays. This is particularly useful in analysis of vector patterns.

Application versatility.

Because of its X-Y capability, the D61 simplifies alignment and troubleshooting of color television sets. Its performance equals or exceeds the requirements for servicing audio equipment, pocket calculators, public safety control, alarm, and communications systems, microwave ovens, digital clocks, and similar consumer electronic products.

Compact, portable.

Fully transistorized, and weighing only 15 pounds, the D61 occupies only 6.3 inches of bench width. It's easy to transport and use in confined working areas.


Tektronix reliability.

TELEEQUIPMENT products carry the well-known Tektronix warranty and are marketed and supported by the Tektronix organization.

Automatic triggering.

TV Frame and line triggering.

Dual-trace, X-Y and vector modes.



Send me the D61 Spec Sheet and Teleequipment catalog.

Have your field engineer call to arrange a demonstration.

Tektronix, Inc., P.O. Box 500, Beaverton, Oregon 97005

Name _____

Title _____ Telephone No. _____

Company _____

Address _____


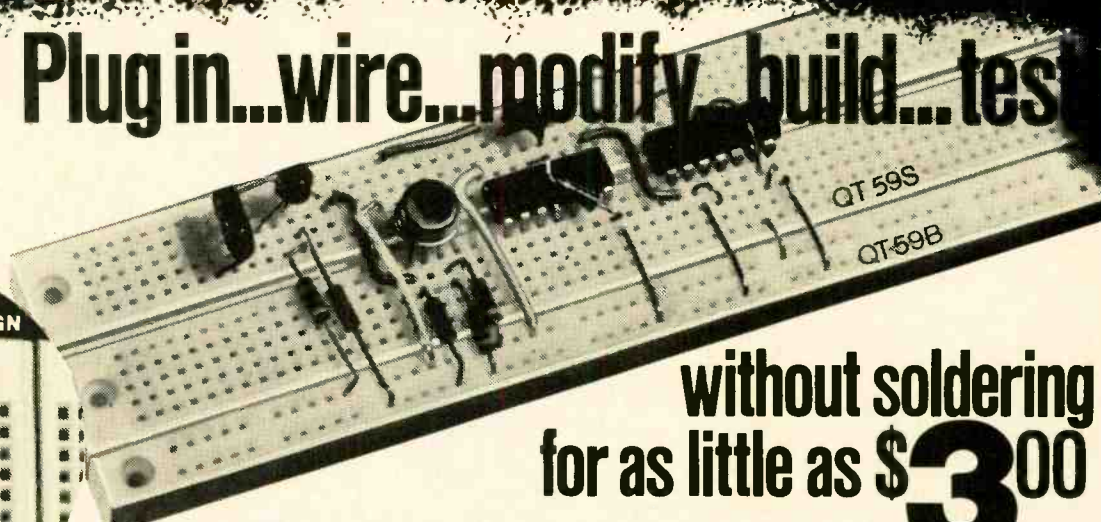
City _____ State _____ Zip _____



Circle 6 on reader service card

NEW! Build and test circuits as fast as you can think! No soldering or patch cords!

Plug in...wire...modify...build...test




without soldering
for as little as \$**3**00

Flexible new Continental Specialties QT SOCKETS® and BUS STRIPS are a fast, easy breadboarding system with unique SNAP/LOCK that lets you add or remove as many QTs as you need instantly. Now you can test ICs, transistors, resistors, capacitors and more. Just plug in, and connect with solid #22 AWG hook up wire...no soldering is needed! No more shorts! No more burnt fingers! No special patch cords! And you can use QTs again and again! QTs come in different sizes, starting as low as \$3 for QT Sockets and \$2 for Bus Strips. Order yours today!

plus, four new completely assembled PROTO BOARDS...

PAT. PENDING



Proto Board Model No.	14 Pin DIP Capacity	Size (L" x W")	Price (U.S. only)
101	10	5.8" x 4.5"	\$29.95
102	12	7.0" x 4.5"	\$39.95
103	24	9.0" x 6.0"	\$59.95
104	32	9.5" x 8.0"	\$79.95

Four new Continental Specialties Proto Boards, made from combinations of QT Sockets and Bus Strips let you make all circuit and power interconnections with common solid #22 wire, while power distribution busses make wiring a snap. Aluminum base plates offer solid work surfaces and perfect ground plane. Rubber feet prevent scratching. Each Proto Board features one or more 5-way binding posts to tie into system or power supply ground. All are compatible with ICs (digital or linear), in TO5s, DIP packs and discrete components. Each is assembled and ready-to-use.

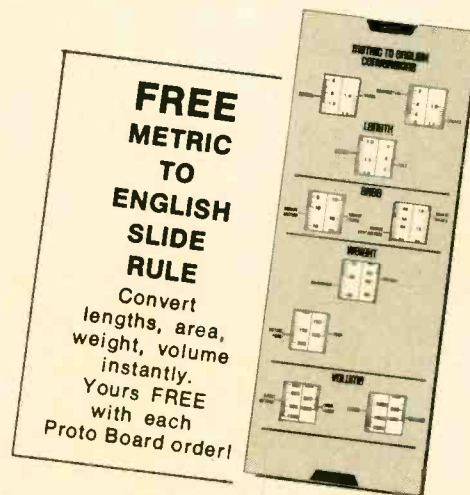
Order today — or send for free selection guide, with applications, photos, specs and more.




Continental Specialties Corp.
325 East St., Box 1942
New Haven, CT 06509
Telephone (203) 624-3103

CANADA: Available thru Len Finkler, Ltd., Downsview, Ontario

Charge it on your BankAmericard, American Express or Master Charge.



How to sell a TV antenna to a cable TV subscriber.



The new exclusive Winegard Cablemate TV Signal Selector lets your customers enjoy the advantages of both cable and TV antenna reception.

If there's cable TV in your area, a lot of your customers already have, or someday will have, a cable hookup. Most of them sign up to get long distance stations or local programming not possible with an outdoor antenna. At the same time, cable people claim that every subscriber will get better reception all the way around.

But the cable subscriber usually gets short-changed. He soon finds out that the channels he regularly watched with an outdoor antenna **don't** come in as clear on cable. And these are almost always the network stations, the ones people watch 90% of the time.

Technicians Frequently Get Blame

The problem of poor quality cable reception on one or more channels is a common one in city after city. Too often the TV technician is called for TV set repair when the cable is really at fault. Cable outages, too, are a frequent customer complaint.

That's where you come in. With a Winegard Cablemate TV Signal Selector and a Winegard outdoor antenna.

Cablemate lets you connect cable signal **and** the antenna signal to the TV receiver. The viewer simply flips a switch to select antenna or cable.

Not "Just Another Switch"

Cablemate, of course, is not an ordinary switch. It has specially designed circuitry with 58db isolation to prevent interference between cable and antenna signals. And it gives you a choice of coax or twinlead antenna input.

Customers Are Waiting For You

If your cable TV customer already has a good antenna on the roof, then all he needs is Cablemate. But if he has an inadequate antenna or none at all, then he's a hot prospect for **both** an antenna and Cablemate. That's profitable business . . . and the easiest way yet to sell a TV antenna to a cable subscriber.

As you can tell, you stand to gain a lot from one switch! But then remember it comes from Winegard, the folks who consistently originate new and better products for the TV service industry.

MODEL CTS-2 (Illustrated):

\$16.95 suggested list.

MODEL CTS-1 (same, but has 75 ohm and 300 ohm output to set and does not include coax or band separator): \$14.95 suggested list.

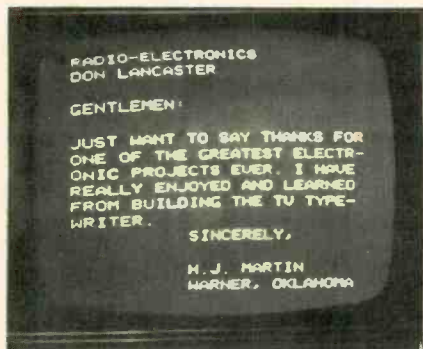


WINEGARD
TELEVISION SYSTEMS

Winegard Company • 3000 Kirkwood Street • Burlington, Iowa 52601

letters

THANK YOU!



RV/10-2 CB LEAGUE

Because of your vital interest in CB communications and equipment, we think that the enclosed will be of interest to you.

CB represents a valuable communications medium for the recreational vehicle owner because it provides him with safety on the road and a means to obtain vital road and campground information. If the

channels continue to be clogged with illegalities and irregularities, such RV use will be seriously curtailed or impossible.

Accordingly, the RV 10-2 CB League was formed last August in an effort first to get the RV'er to clean up his own house and to use the channels properly. A monthly column in Woodall's Trailer Travel magazine keeps advising the RV'er how to use his CB correctly.

Recently, this League inaugurated a campaign to assist the FCC in its effort to clean up the CB channels, with the creation of the "Discrepancy Report" system. Copies of the DR are available from League Headquarters; permission to reprint can be easily obtained so long as credit to the League is given.

DR. KARL A. KOPETZKY
National Director
RV 10-2 CB League
500 Hyacinth Place
Highland Park, Ill. 60035

LEFT OUT EXAR

Upon receiving the current issue of **Radio-Electronics**, I was sadly disap-

pointed by not finding Exar Integrated Systems, Inc. included in your list of manufacturers of electronic music components. Exar has seven different VCO's in their 2207 - 2307 line ranging in price from \$3.75 to \$20.25 in 1 to 24 unit quantities. These VCO's have four selectable inputs and triangle and squarewave outputs. Please also note that Exar carries a fine phase-locked loop and three dual 555 timing circuits ranging in price from \$2.25 to \$14.25 in 1 - 24 unit quantities.

THOMAS P. GREENE
Charleston, S.C.

Sorry for the oversight and our thanks for letting us know—Editor **R-E**

AD CORRECTION

In the Continental Specialties Corporation ad which appeared on page 70 in the March 1974 issue, an incorrect phone number was published. The correct phone number should be (203) - 624 - 3103.

10MHz 5" scope with easier calibration and voltage measurement



Model 1465 \$400

Here are some B&K extra touches. Besides DC-to-10MHz bandwidth, triggered sweep, automatic sync, 16.6mV/cm vertical sensitivity, DC-coupled amplifier and front-panel Vectorscope capability, Model 1465 also has 5X magnification to increase sweep speed to 0.2usec/cm for complex waveform analysis. And Cali-Brain®, which collapses horizontal sweep to let you measure instantaneous peak-to-peak voltage easily while simultaneously displaying the full-scale voltage range. Now in stock at your local distributor or write Dynascan.

B&K PRODUCTS OF
DYNASCAN
1801 W. Belle Plaine Ave.
Chicago, IL 60613 • (312) 327-7270

this sweep/marker generator replaces four instruments



Model 415 \$440

Simplify IF and chroma alignment! Model 415 combines all the functions of a sweep generator, marker generator, marker adder and multiple bias supply. No connection changes are necessary after the initial hookup. Its 10 crystal-controlled IF markers can be shown either vertically or horizontally on your scope, and they light up on the front-panel IF response and chroma bandpass diagrams as you use them. The comprehensive manual helps you make alignments with confidence. In stock now at your local distributor or write Dynascan.

B&K PRODUCTS OF
DYNASCAN
1801 W. Belle Plaine Ave.
Chicago, IL 60613 • (312) 327-7270

MAIL COUPON TODAY
Please send me a Jerrold GIFTORAMA Catalog
and one free GIFTORAMA Point.

Name _____

Address _____

City _____

State & Zip _____


Mail to: Jerrold Electronics Corporation
P.O. Box 350 • Horsham, Pa. 19044

RE-5



Professional Antenna Installers... cut yourself in on...

Free Gifts from Jerrold



More and more professional installers are choosing Jerrold top-rated antennas, preamplifiers, accessories and INSTANT MATV equipment. If you are one of the many pros using Jerrold equipment, this exciting new incentive program will give you the opportunity to gain free gifts as our way of saying "Thank You." If you are not yet using the Jerrold line, these premium gifts are an incentive for you to try Jerrold products. For complete details on this program, contact your participating Jerrold distributor or mail the above coupon today.



JERROLD

a GENERAL INSTRUMENT company


Electronics Corporation • P.O. Box 350 • Horsham, Pa. 19044

Circle 11 on reader service card

The better the the better you'

And
you can
get started
for just
\$10.


COMPU-TRAINER




TUBE & TRANSISTOR
TESTER



SOLID STATE
OSCILLOSCOPE



DIGITAL
MULTIMETER



ELECTRO - LAB

NTS DIGITAL GR-2000 SOLID STATE
COLOR TV WITH 315 SQ. IN. PICTURE
AND VARACTOR DIGITAL TUNING

TROUBLESHOOTER
VOM

Only \$10 down gets you into any NTS Home-Study Courses in Electronics.* Just \$10 that can lead to a top-dollar job, a big, bright career in electronics.


As an NTS student, you'll acquire the experience and know-how that comes with first hand training on NTS "pro" equipment. Equipment you'll build and keep. Our courses include equipment like the 5" solid-state oscilloscope, a transistor and tube-tester, a vector monitor scope, 74 sq. in. B&W TV, or a solid-state stereo AM-FM receiver. The unique

new NTS Digital GR-2000 Color TV with first-ever features like silent varactor diode tuning; digital channel selection, digital clock, an option at additional cost; and big 315 sq. in. ultra rectangular screen. This is just a sampling of the kind of better equipment that gets you better equipped for the electronics industry.

By following the easy-to-read NTS lessons, you learn the theory behind these tools of the trade. You'll learn and develop skill and confidence fast.

*Not including Advanced Color TV Servicing

equipment will be equipped.



Choose from 12 NTS Electronics Courses, including Color TV and B&W TV Servicing, Electronics and Computer Technology, Electronics Communications & FCC, and Industrial & Automation Electronics. All courses can provide you excellent opportunities to expand your career in the exciting world of electronics! So get started right now by checking the coupon and mailing it today.

Classroom Training at Los Angeles. You can take classroom training at Los Angeles in sunny Southern California. NTS occupies a city block with over

a million dollars in facilities devoted exclusively to technical training. Check box in coupon.

Approved for Veteran Training. Accredited Member: National Association of Trade & Technical Schools; National Home Study Council

NATIONAL TECHNICAL SCHOOLS

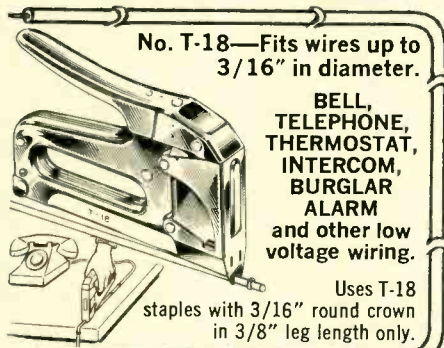
TECHNICAL-TRADE TRAINING SINCE 1905
Resident & Home Study Schools
4000 South Figueroa St., Los Angeles, Calif. 90037

ARROW AUTOMATIC STAPLE GUNS

CUT WIRE & CABLE INSTALLATION COSTS

... without cutting into insulation!

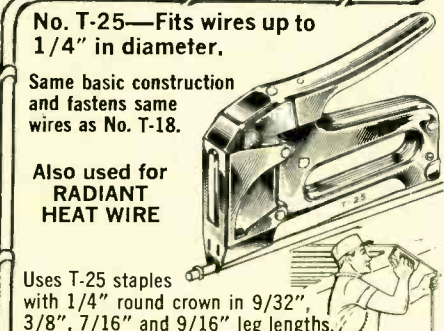
SAFE! Grooved Guide positions wire for proper staple envelopment! Grooved Driving Blade stops staple at right depth of penetration to prevent cutting into wire or cable insulation!



No. T-18—Fits wires up to 3/16" in diameter.

BELL, TELEPHONE, THERMOSTAT, INTERCOM, BURGLAR ALARM and other low voltage wiring.

Uses T-18 staples with 3/16" round crown in 3/8" leg length only.



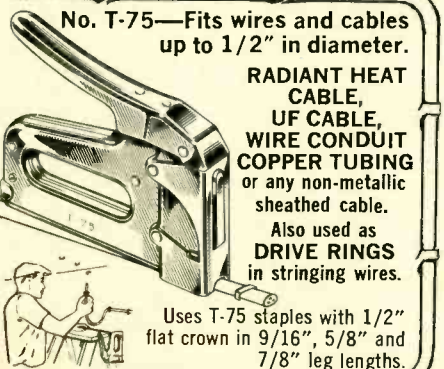
No. T-25—Fits wires up to 1/4" in diameter.

Same basic construction and fastens same wires as No. T-18.

Also used for RADIANT HEAT WIRE

Uses T-25 staples with 1/4" round crown in 9/32", 3/8", 7/16" and 9/16" leg lengths.

T-18 and T-25 staples also available in Monel and with beige, brown and ivory finish at extra cost.



No. T-75—Fits wires and cables up to 1/2" in diameter.

RADIANT HEAT CABLE, UF CABLE, WIRE CONDUIT COPPER TUBING or any non-metallic sheathed cable.

Also used as DRIVE RINGS in stringing wires.

Uses T-75 staples with 1/2" flat crown in 9/16", 5/8" and 7/8" leg lengths.

Arrow Automatic Staple Guns save 70% in time and effort on every type of wire or cable fastening job. Arrow staples are specially designed with divergent-pointed legs for easier driving and rosin-coated for greater holding power! All-steel construction and high-carbon hardened steel working parts are your assurance of maximum long-life service and trouble-free performance.


Ask your Electrical Supply Dealer or write for further details.

ARROW FASTENER COMPANY INC.
Saddle Brook, New Jersey 07663
"Pioneers and Pacesetters
For Almost A Half Century"

22 Circle 12 on reader service card

equipment report

Leader LBO-302 Dual-Trace Triggered-Sweep Scope.



Circle 95 on reader service card

ONE OF THE THINGS YOU SHOULD ASK about any piece of test equipment is, "What can it do for me?" A dual-trace scope can do a lot, if you use it properly! For one thing, it will give you instant answers to those puzzling questions like, "What's the gain of this stage; input vs output?" It'll show you. There are many similar uses.

The Leader LBO-302 is a late entry into this field. It's a dual-trace scope, with excellent bandwidth; dc to 8 MHz on both channels. Calibrated attenuators are used, giving sensitivity from 0.01 volt/div to 5.0 volts/div. With the 10:1 low-capacitance probes supplied, this will allow readings up to 50 volts/div. The attenuators can be switched from ac to dc to ground (for calibrating). Separate positioning controls for each channel can be used to set either trace where you want it. The two channels have identical controls, attenuators, etc.

The LBO-302 doesn't use dual-gun CRT. The two channel displays are alternately switched, at low frequencies, and "chopped" at higher frequencies. The transition is automatic, and you can't detect the switch. Both displays show continuous traces. The channel 2 signal can be inverted in polarity, by a pushbutton switch, to make comparisons simpler. Triggering can be switched to either channel.

The LBO-302 has triggered sweep. The trigger action is extremely good; patterns are rock-steady in either Auto or variable-level position. Incidentally, when using a triggered-sweep scope; at times you'll wonder whether you do have a signal or not. This has been taken care of! Just push the little button marked FREE RUN, and the pattern will appear.

You get positive locking of the pattern on an input signal as small as 1 division on the graticule. The actual voltage needed, of course, depends on the setting of the vertical attenuator. Trigger position can be set

for either the positive or negative-going slope of the waveform. An external triggering signal may be used, if needed. To make a closer examination of certain parts of a waveform, a 5X magnification is available, by pulling out on the HORIZONTAL POSITIONING knob. Handy for looking at the color-burst, or whatever you want.

A pair of very well-made LC probes come with the LBO-302. These are small and light, and have spring-loaded, insulated hook-tips, which makes it easy to connect them to any point desired. This tip can be unscrewed, and a fixed hook or straight tip put on. One of the things I like about these is the length; they made the cables long enough! These are about 3 feet long, which makes them a lot easier to work with.

The LBO-302 has provisions for use as a vectorscope, with any colorbar generator (I imagine they'd recommend the LCG-391, which is made by the same company)! Changeover switches are provided on the back panel of the cabinet. These are locked by a screw, so that you can't knock them into the wrong position accidentally. Input jacks for the connections to the R-Y and B-Y circuits are also on the back panel. If you need an intensity-modulation input, this jack is also back there. (Z-Axis input.)

The horizontal sweep (or, I should say TIME/DIV switch since this is a triggered-sweep type) goes from a very slow 2 seconds/div to a very fast 1.0 μ s/div. For fast TV checking, special preset TV-V(ertical) and TV-H(orizontal) positions are also provided.

For sweep alignment work, an EXTERNAL HORIZONTAL input is provided on the front panel. In the rest of the switch positions, this serves as the EXTERNAL TRIGGER input; internal and external trigger can be selected with a slide switch.

The two probes plug into a special panel on the top of the case, at the right front. The LBO-302 is a very compact instrument; takes up very little room on the bench.

While playing with it (I know: this should be work, but I like it so well that it's play!) I found a way of reading p-p voltages. Set the TRIGGER switch back far enough so that it won't scan; turn up the intensity control a bit, then move the spot to the right with the horizontal positioning control. You'll see only a thin vertical line on the screen. The height of this line is directly proportional to the p-p voltage of the waveform. This sometimes makes it a little bit easier to read.

A very complete instruction manual comes with the LBO-302. This not only gives you full details on how to make all of the many tests that this versatile little feller will do, but also complete data on recalibrating, testing and maintenance.

R-E

THERE'S A BETTER WAY TO GO.



Energy shortages tell us we have to change our driving style. Now! It doesn't mean we have to go back to horse and buggy days. But it does mean we have to make every drop of gas give us the most go for our money. Anyone with horse sense knows that a well-tuned car gets better mileage, and in times of fuel shortages, better mileage means a lot.

The Mark Ten B Capacitive Discharge System keeps your car in better tune so it burns less gas. Using Mark Ten B is more than horse sense. It's the smart move under the hood, helping a nation survive an energy crisis and keeping you on the road. Delta Mark Ten. The best way to go.



DELTA PRODUCTS, INC.

P.O. Box 1147, Dept. RE
Grand Junction, Colo. 81501
(303) 242-9000

Please send me free literature.
Enclosed is \$ _____ Ship ppd. Ship C.O.D.
Please send: _____ Mark Ten B assembled @ \$59.95 ppd. _____ Mark Ten B Kit @ \$44.95 ppd. (12 volt negative ground only) _____ Standard Mark Ten assembled, @ \$44.95 ppd. _____ 6 Volt: Neg. Ground Only _____ 12 Volt: Specify _____ Pos. Ground _____ Neg. Ground _____ Standard Mark Ten Deltakit[®] @ \$29.95 ppd. (12 Volt Positive or Negative Ground Only)

Car Year _____ Make _____

Name _____

Address _____

City/State _____ Zip _____

Circle 13 on reader service card

hand in hand

in the best electronic circles




For years, Weller Soldering Tools and Xcelite Hand Tools ...top professional equipment in the business...have been keeping company in the best electronic circles... on the assembly line, service bench, in the field, and on leading distributors' shelves.

Now they are part of the *same company*...Weller-Xcelite Electronics Division, The Cooper Group.

It's a natural union...two leading American-made, quality lines have joined hands to offer you the principal tools you need for joining and fastening electronic components...soldering irons, guns and stations... screwdrivers, nutdrivers, pliers, wrenches, tool cases and kits...all from a single source.

Weller-Xcelite...a good name to remember when you buy, sell, or use electronic hand tools.

.....Weller® soldering tools Xcelite® hand tools



Weller-Xcelite Electronics Division
The Cooper Group APEX, N. C. 27502




Not large from a layman's point of view, the nickel-size device was called a "key achievement" by Dr. Karl H. Zaininger of the RCA Laboratories, where it was developed. "Manufacturable CCD sensors of at least this size are essential if all-solid-state TV cameras are to have the resolution to satisfy a broad range of applications," he said, going on to state that TV cameras with CCD's could be made the size of a cigarette package, or smaller. Such cameras would be especially useful in space exploration, military programs, surveillance systems and a number of other applications requiring small dimensions or low weight.

"Invisible" wire now obtainable

Ultrafine wire, in diameters of 10 to 28 microns (equivalent to AWG Nos. 57 to 49) is now being offered by Raytheon. The wire is made in Germany by Lacroix and Dress, a firm acquired by Raytheon last year.

The high-purity, low-oxygen wire is used in electronic watches, cameras, ultra-miniature electric motors, hearing aids, and other devices requiring extreme miniaturization and low current drain. The manufacturer states that its exceptional smoothness and purity enable the near-invisible wire to be wound without costly breaks.

The new wire is supplied with solderable or non-solderable enamel coatings, and can also be supplied with a self-bonding coat that will form a self-supporting coil when mild heat is applied.



ONE-TENTH AS THICK AS HUMAN HAIR, this coil of wire, shown with the hairspring and balance wheel of a watch, is being used in an electronic watch. Wire is .0007-inch thick.



TELEPRINTER, NEW AID TO THE DEAF, enables Mrs. Lyn Gerlis of Nanuet, N.Y., deaf since birth, to "talk" to her mother, Mrs. Elsie Sokal, who lives on Long Island. The two teleprinters were donated by ITT World Communications. Conversation is transmitted over the ordinary phone line with the help of the acoustical coupler seen beside the phone. Mrs. Gerlis' husband, Stewart, and 16-month-old son, Sean, watch the conversation. More than 100 printers have been distributed in the New York metropolitan area through the New York-New Jersey Teletypewriters for the Deaf, Inc.

Radio-Electronics is published by Gernsback Publications, Inc. 200 Park Ave. S. New York, N.Y. 10003 (212) 777-6400
 President: M. Harvey Gernsback
 Secretary: Bertina Baer

ADVERTISING SALES

EAST
 Stanley Levitan, Sales Manager
 Radio-Electronics
 200 Park Ave. South
 New York, N.Y. 10003
 (212) 777-6400

MIDWEST/Texas/Arkansas/Okla.
 Ralph J. Bergen
 The Ralph Bergen Co.
 6319 N. Central Ave.
 Chicago, Ill. 60646
 (312) 792-3646

PACIFIC COAST/Mountain States
 Jay Eisenberg
 J.E. Publishers Representative Co.,
 8732 Sunset Blvd., 4th Floor
 Los Angeles, Calif. 90069
 (213) 659-3810

420 Market St.,
 San Francisco, Calif. 94111
 (415) 981-4527

SOUTHEAST
 E. Lucian Neff Associates
 25 Castle Harbor Isle,
 Fort Lauderdale, Florida 33308
 (305) 566-5656

MOVING?

Don't miss a single copy of **Radio-Electronics**. Give us:

Six weeks' notice

Your old address and zip code

Your new address and zip code

ATTACH LABEL HERE

name (please print)

address

city state zip code

Mail to: Radio-Electronics
 SUBSCRIPTION DEPT., BOULDER, COLO.
 80302

Partners in Scientific Calculations



MITS 7440 Desk-Top Scientific Calculator –

The 7440 Scientific Calculator does the basic arithmetic functions plus ten transcendental functions. Algebraic problem entry with two deep nesting parentheses makes it possible to enter a problem just the way you would write it. Either floating decimal mode or scientific notation. A separate memory register can be used for storage of an intermediate result or of a constant. Trigonometric functions can be performed using either degree or radian entry. There is also a radian mode indication. A separate π key, and factor reversal ($x \leftrightarrow y$) are also featured.

The 14-digit LED display provides ten-digit precision for mantissa and two-digit precision for exponent. There is full sign change capability for both mantissa and exponent, and full chain calculation with any sequence of functions desired. Also featured are automatic error indications for overflow, underflow, and forbidden operations. The 36-key keyboard has separate clear and clear entry keys to prevent having to clear the whole problem in the event of an erroneous entry. The calculation range is 1099 to 10⁻⁹⁹.

KEYBOARD FUNCTIONS:

Sine • Arcsine • Cosine • Arccosine • Tangent
• Arctangent • e^x • \ln^x • \log_{10}^x • x^y • \sqrt{x} , $1/x$
• Addition • Subtraction • Multiplication • Division

SIZE: 8½" x 12" x 3½"

PRICE: Kit \$199.95 Assembled \$299.95



MITS 7440 Programmer Desk-Top Computer –

The programmer can program the 7440 to do extremely long or often used calculator operations. Instead of repeatedly entering into the calculator a formula in which only certain variables change, a formula can be entered once into the programmer and then be stored and run at will.

The programmer automatically executes all steps of the program until it sees a location within the formula where a variable is to be entered. It then halts execution, but once the variable is entered into the calculator, the continue key is pressed again and all remaining steps of the formula are executed until the programmer sees another variable entry or an "End of Program" command.

FEATURES:

256 programming steps with option of expandability to 512 steps • Program code for each function key on the calculator • Constant power to the RAM's precludes destruction of stored programs • Sixteen-key array to enter the address or instruction in hexadecimal • Six annunciator lights to give clear identification of programmed pauses; two to indicate a halt or end of program • Two RUN modes of operation: Continuous or step • S-Key to halt execution anywhere in the program.

Kit: Programmer . . . \$199.95 – Expansion . . . \$79.95
Assembled: Programmer . . \$299.95 – Expansion . . \$129.95

Warranty: Full two-year warranty on assembled units, ninety days on kits.
Prices subject to change without notice. Available from your local Olson Electronics Dealer.

MITS INC.

"Creative Electronics"

6328 Linn, N.E., Albuquerque, New Mexico 87108
505/265-7553 Telex Number 660401

Enclosed is a Check for \$ _____
or BankAmericard # _____
or Master Charge # _____
Credit Card Expiration Date _____ Kit
Include \$5.00 for Postage and Handling Assembled


Model 7440 7440 Programmer Expansion
 Please Send Information on Entire MITS Line.

NAME _____
ADDRESS _____
CITY _____
STATE & ZIP _____
MITS/ 6328 Linn, N.E., Albuquerque, New Mexico 87108 505/265-7553 Telex # 660401

RE-5-74

Why a Sylvania home training program may be

your best investment for a rewarding career in electronics



1 LEADER IN ELECTRONICS TRAINING

Over the years, Sylvania Resident Schools have trained thousands of men and women for key positions in the electronics field. Now, through Sylvania Home Training, you can receive the same high-quality career training at home. In your spare time. While you hold your present job. Remember, this training is designed with one purpose in mind — to give you the background you need to land the electronics job you really want!

2 AUTOTEXT TEACHES YOU ELECTRONICS RAPIDLY, EASILY.

AUTOTEXT, offered exclusively by Sylvania, is the proven step-by-step method of home training that can help you learn the basics of electronics quickly and easily.

3 CASSETTE SYSTEM

This innovative learning-by-hearing approach is a special option that adds an extra dimension to AUTOTEXT. It's almost like having an instructor in your own home. As you play the cassette tapes, you'll have an instructor guiding you through your AUTOTEXT lessons. Explaining the material as you read it. Going over schematics with you, reinforcing the basic electricity and electronics study materials with you. Everything you need to know to get you started towards a highly regarded position as an electronics technician — all in an easy-to-understand, conversational tone.

4 SPECIALIZED ADVANCED TRAINING

For those already working in electronics or with previous training, Sylvania offers advanced courses. You can start on a higher level without wasting time on work you already know.

5 PERSONAL SUPERVISION THROUGHOUT

All during your program of home study, your exams are reviewed and your questions are answered by Sylvania instructors who become personally involved in your efforts and help you over any "rough spots" that may develop.

6 HANDS-ON TRAINING

To give practical application to your studies, a variety of valuable kits are included in many programs. In Sylvania's Master TV/Radio Servicing Program, you will actually build and keep an all solid-state black and white TV set, and a color TV set. You also construct an oscilloscope which is yours to keep and use on the job.

7 FCC LICENSE TRAINING — MONEY BACK AGREEMENT

Take Sylvania's Communications Career Program — or enter with advanced standing and prepare immediately for your 1st, 2nd, or 3rd class FCC Radio Telephone License examinations. Our money-back agreement assures you of your money

back if you take, and fail to pass, the FCC examination taken within 6 months after completing the course.

8 CONVENIENT PAYMENT PLANS

You get a selection of tuition plans. And, there are never any interest or finance charges.

SEND ATTACHED POSTAGE PAID CARD TODAY! FREE DESCRIPTIVE BOOK YOURS WITHOUT OBLIGATION!

Sylvania Technical Systems, Inc.

If reply card is detached send this coupon

SYLVANIA TECHNICAL SCHOOL

Home Study
909 Third Avenue
New York, N.Y. 10022

Please send me FREE illustrated career catalog. I understand that I am under no obligation.

Name _____

Address _____


City _____

State _____ Zip _____

Age _____

Veterans: Check here 758-405-0

GTE SYLVANIA



In the Master TV/Radio Servicing Program, you build and keep the all solid-state black and white TV set, the color TV set, the oscilloscope and the multimeter shown above.



What's the Difference?

3-1/2 digit multimeter with 6 to 13 times the accuracy of a typical analog meter

The industry's most popular bench-type VOM, compared above to our Model 282 Digital Multimeter, has 3% full scale DC accuracy. On the 50-volt scale, that's an accuracy of ± 1.5 volts, or an accuracy of reading of 7.5% at about 20 volts. The 282's accuracy of reading is $0.5\% \pm 1$ least significant digit, or ± 0.11 volt. Divide those two figures—1.5 by 0.11—and you find that the 282 has 13.6 times the accuracy at that reading.

Even at readings close to 50 volts, where the analog multimeter is most accurate, Model 282 remains more than six times as accurate as the analog multimeter.

As for ease of reading . . . the picture above shows Model 282 and the analog meter full size. Put it where you'd normally set up your multimeter and see for

yourself how much more easily you can read the 282's bright digital display.

And there's more—automatic polarity, clear out-of-range indication, automatically positioned decimal point, 100% overrange capability, complete overload protection, 10 megohms input impedance and a three-position handle that doubles as a stand for tilt-up viewing. Plus a Model PR-21 probe with switchable 100K ohm isolation resistor to prevent capacitive loading while measuring DC in RF circuits.

And all for almost an analog price! Now in stock at your local distributor or write Dynascan.

**MODEL
282
\$200**




B&K PRODUCTS OF
DYNASCAN


1801 W. Belle Plaine Ave. • Chicago, IL 60613 • Phone (312) 327-7270

PROJECTION TV

in your livingroom



THESE ARE THE CONTROLS you use to operate a VideoBeam projection color set.



Life-size TV pictures on a 4 x 5-foot screen in your own livingroom is not a dream. It costs \$2495, but it is here now.

by LARRY STECKLER, EDITOR

FOUR BY FIVE-FOOT COLOR TV PICTURES in your own livingroom—today! No, it's not science fiction, nor does it have to wait for some still-to-come development to make it possible. It is the Advent Corporation's latest product—VideoBeam Projection Color Television. And you can buy it now.

Picture size is more than ten times that of the largest (25-inch diagonal) conventional color TV set. Its usable viewing area is more than 24 square feet (about 4 1/4 feet tall and 5 2/3 feet wide). That's almost life size. The big picture is clear, well defined, and bright enough to watch in a room with moderate background lighting. It costs \$2495.

Unlike other TV's, the VideoBeam set comes in two major pieces—a receiver-projector and a separate rather-special screen. The receiver-projector plucks the TV signals out of the air, just like any other color TV, but as the signal is received, the projector beams the resulting picture across the room to the separate screen. All of the electronic steps needed to produce a television picture are taken inside the projector-receiver, and what travels from the projector to the screen is a beam of projected light, just like that from a motion-picture camera. The electron beam that produces the picture is not projected, and the set operates at voltage levels very close to those of conventional color sets so there is no additional radiation hazard.

The screen

Obviously, the screen has no re-


semblance to a conventional TV screen. It has no phosphor coating, and no electronic circuitry. Essentially, it is an advanced kind of movie screen. Its surface is curved, and it is coated with a new, highly-reflective aluminum screen material. It stands on legs, with its lower edge 32 inches off the floor, and its total height is about 7 feet. Wall mounting is possible (brackets are available) but requires extra care and effort.

There is no wiring between the projector and the screen. Sound as well as the picture is beamed at the screen from the projector, and is effectively bounced back at the viewers.

The VideoBeam receiver-projector

The projector unit is in a molded plastic console. All the usual controls are on the top of the 33-inch high unit. Three separate projection tubes at the front of the cabinet transmit the three primary colors. One tube is red, one is blue and the third is green—the same three colors used in conventional color TV tubes. The three beams are converged at the screen to produce a full-color picture.

The screen must be placed about 8 feet in front of the projector. This is a fixed distance and cannot be varied more than 1 1/2 inches in either direc-



THREE PROJECTION TUBES put the TV picture on the screen. Here, with part of the console case removed you can see how the projection tubes are positioned

SPEAKER GRILLE

tion. Picture size is also fixed along with the angle of projection and the height of the projector and screen.

The projector has the same basic picture controls as any color TV set and, therefore, is operated in the same way. There are some additional controls to make it simple to maintain optimum focus and convergence, and to reestablish best picture quality if the projector is moved.

The sound is produced by a single wide-range acoustic suspension speaker that is driven by a 5-watt low-distortion amplifier that delivers surprisingly good sound.

With the sole exception of the projection tubes all electronics are solid-state. Modular plug-in boards make rapid easy service possible should it become necessary. A comprehensive service manual that will permit any TV service technician to repair this set is available from Advent, and qualified factory personnel will accept telephone

questions from technicians should a problem arise. The manual is a loose-leaf book that shows each circuit in the receiver along with a detailed description of circuit operation. Where IC's are used, even the circuit inside the IC is shown.

Look at that picture

The curved highly-reflective screen is an important part of the picture system. If you took the screen away and projected the picture on a flat white wall, it would be barely visible. The screen spreads light effectively over a gradually widening area and focusses it vertically over the range where the viewers are likely to be seated or standing. At a distance of 12 feet back from the screen, the ideal viewing area is 12 to 14 feet wide and the acceptable area is 18 to 20 feet. Outside these boundaries, which continue to widen as you get further away from the screen, brightness and apparent color intensity

lessen, but there are no distorted optical effects.

One key factor in the picture clarity is that the set maintains proper vertical interlace of the scanning lines that make up the TV picture. Interlace is improving in most modern sets but in some instances is still so badly maintained that the lines essentially drift together, cutting picture resolution in half, and causing the scanning lines to become visible on the screen. (Things have been this way for so long that some people believe that the scanning lines are supposed to be visible which just isn't true.)

The VideoBeam set also provides full dc restoration of the black level in a picture avoiding the loss of detail that can occur in the dark areas of a picture. This loss is particularly obvious when there is a sudden camera switch from a very light to a very dark subject. Full restoration provides this detail, keeps large dark picture areas blacker and improves contrast.

Since final picture quality depends to a great extent on reception conditions and the quality of the signal appearing at the antenna terminals of the set, a good antenna system is a must. With the large screen, even minor signal deficiencies become obvious, while they might not bother you on a smaller conventional set.

Where do you put it?

The Videobeam set is far from a personal portable, but it should fit into the average home. The basic requirements are an unobstructed 8-foot projection span and a comfortable viewing area alongside and behind the projector.

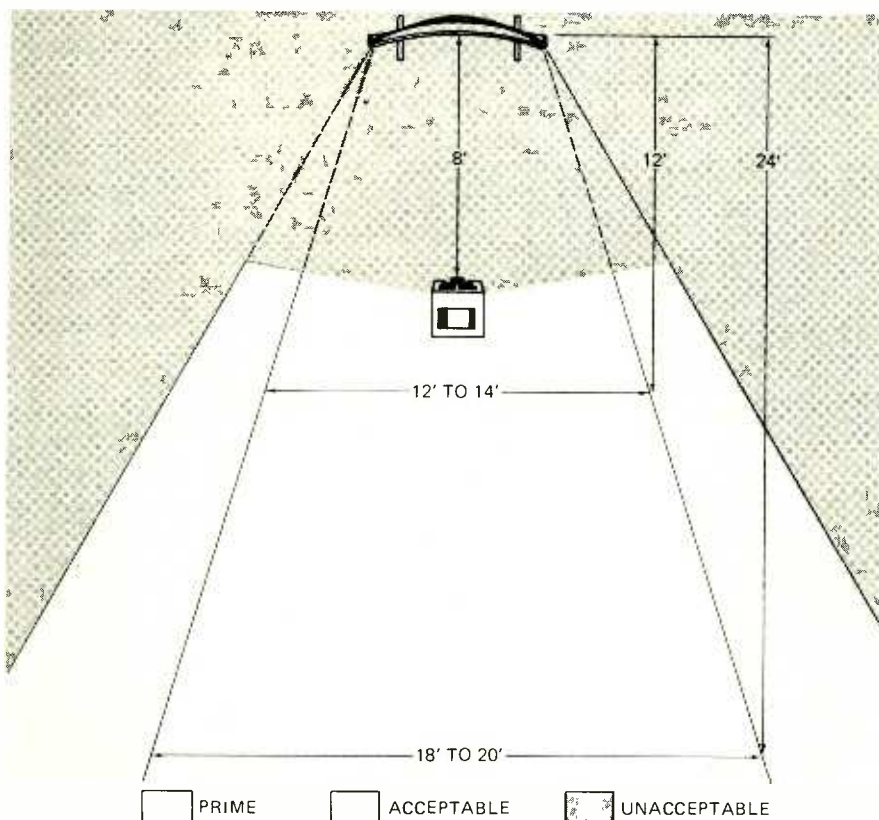

For most of us, videocassettes or video disc playback is still some time in the future. But when prerecorded video programs do become available, the VideoBeam projector will be ideal for playback. In fact the set is designed with video recording and playback in mind. Inputs to the set are provided both by way of the antenna terminals and by a special direct input that bypasses the rf stage of the set. These two inputs will accommodate future as well as present playback devices.

A video output jack makes it easy to record TV programs with an external video recorder. A separate audio output jack permits playing the audio channel through a hi-fi system or provides for taping by an audio tape recorder.

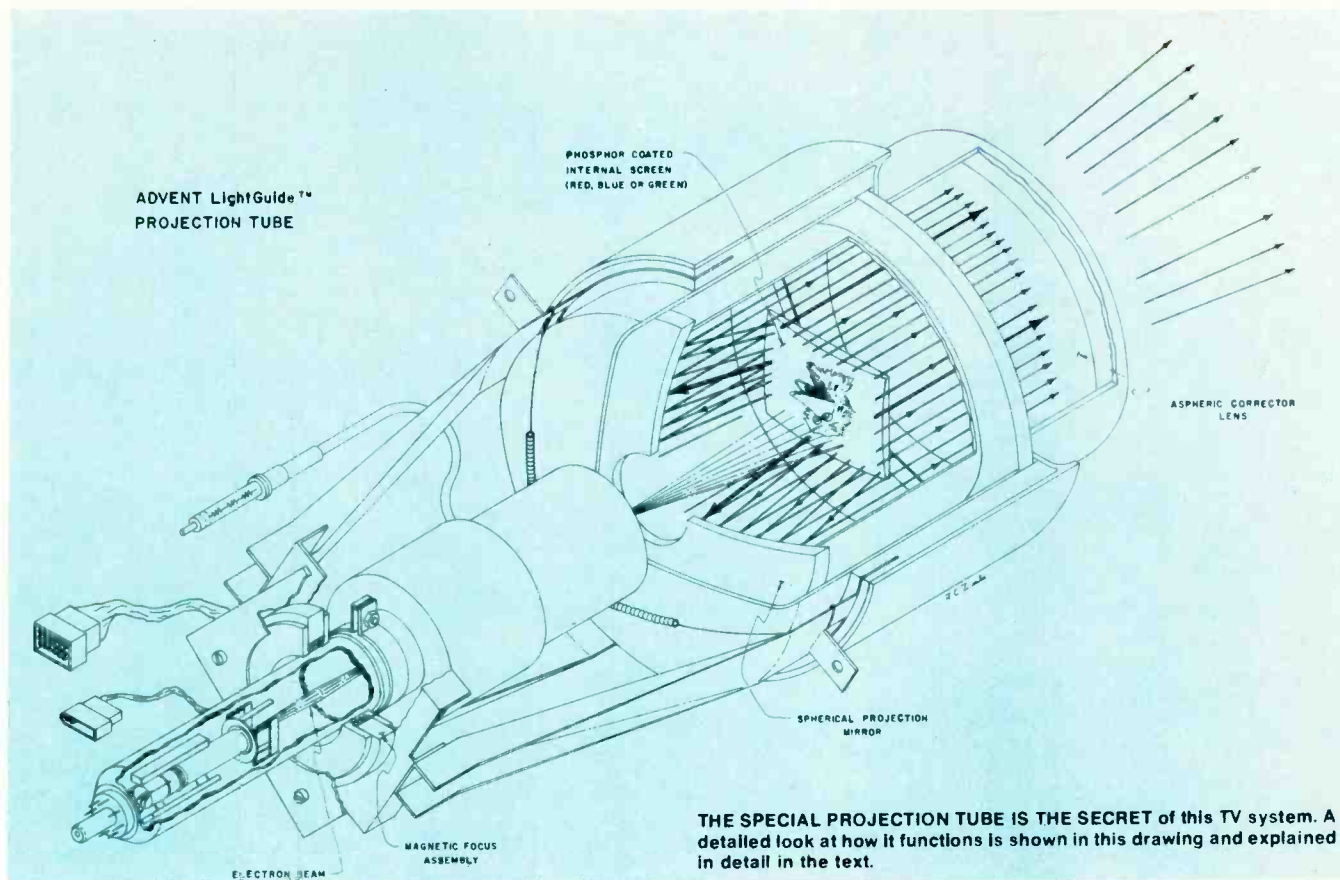
How it's done

As we all know, color television broadcasts are a mixture of three color signals—one red, one blue and one green. When these signals are properly recombined in a receiver, the full range of visible color is produced.


In the Advent VideoBeam projec-



WHERE YOU SIT TO WATCH TV IS IMPORTANT These two drawings show the proper viewing positions. All other positions are not acceptable.



THE SPECIAL PROJECTION TUBE IS THE SECRET of this TV system. A detailed look at how it functions is shown in this drawing and explained in detail in the text.




PHOTOGRAPH OF ONE OF THE THREE PROJECTION TUBES. The single lens in front of the tube is the only external optical element and plays an important part in making the system possible.

tion design, there are three separate LightGuide projection tubes, one for each color. Inside each tube is a single electron gun for the color that tube will project to the screen across the room. The gun is aimed to sweep back and forth over a three-inch phosphor-coated target screen inside the tube, which lights up the color of the phosphor coating. Since the light emitting coating only has to produce one color,

it can be uniformly covered with a single phosphor for that color. The color dots or lattices of conventional sets are not needed, nor is a shadow mask—making tube efficiency much greater than is possible in a direct-view picture. This efficiency is the key to a bright projection picture.

The diagram shows how the picture from the light-emitting target is projected. The light given off is reflected



WITH THE CABINET REMOVED the innards of the projection set are revealed. Note the easy access to parts which speeds and eases servicing should it be required.

by a spherical mirror, that directs the light out of the tube via a corrective lens. The mirror focusses the light from each point of the internal target to the corresponding area of the big screen across the room. When the separate blue, red, and green images from the three projection tubes converge on the screen, the full-color picture is produced.

As roundabout as this may seem, it is

much simpler than the usual color television technique. The beam from the single electron gun inside each tube sweeps back and forth over a span of only 15° instead of the 90° span in the ordinary color tube. This makes it far easier to maintain picture linearity across the screen. Also, there is no need for clusters of color dots or for the color lattices used in newer picture

tubes, and no concern that an electron beam might strike the wrong color phosphor. The result is that the usual fussy convergence of three colors on the face of a picture tube becomes the simpler matter of overlapping the beams from the three projection tubes on the large external screen.

The projection tube also contains all the critical optical elements, sealed in a

fixed relationship inside the tube. This allows all critical optical adjustments to be made only once—during manufacture of the tube. This also keeps these optical elements dust free. The only optical element exposed is the front of the corrector lens which does require occasional dusting.

What's it like?


I've only spent a few hours watching the VideoBeam projection TV and have not yet experienced it for an extended time in my home environment, but I do have some immediate comments.

The huge picture is a great advantage when watching certain types of TV programming. A Jack Cousteau feature on life in the sea or a football or a baseball game are simply tremendous. The near life-size pictures put you right in the middle of the action.


But even regular programming becomes more exciting. You can see not just more close-up detail, but more of what is happening too. Instead of being locked into looking straight ahead, your eyes are free to move, to follow the action. The added realism cannot be described.

The bad, of course, becomes just as exaggerated as the good, and there is plenty of it. Technical flaws, in particular, from out-of-focus camera work to commercials shot in a hurry on mediocre equipment, show up unmistakably at life size. Poor-quality broadcasting, especially when the colors aren't right, is much more visible and annoying on the big screen. And the variation in quality from station to station, program to program, or even moment to moment on a particular program is striking.

Overall, the big picture is a great way to watch color TV. At \$2495 it remains beyond the reach of most of us, but the picture size and quality make you wish you had one in your home today. **R-E**



SERVICE CONTROLS ARE LOCATED AT THE BOTTOM of the rear chassis. Some of the plug-in circuit modules can be seen above this panel.




LOOKING FROM THE REAR major sections of the projection chassis are identified. Once again the plastic case has been removed to provide access.



"This book has increased our business 25%! Our phone number is inside the back cover."

FIG. 1—PIONEER MODEL TX-9100 STEREO tuner is a typical example of a high-quality FM tuner.



New FM Tuner Circuits

Much of the improved performance in recent high-fidelity FM tuners and receivers involves innovations in signal handling and processing. Here's how Pioneer treats impulse and interstation noise problems.

by **LEN FELDMAN**

CONTRIBUTING HIGH-FIDELITY EDITOR

SOME TIME AGO, WE HAD AN opportunity to test a high-quality tuner, Pioneer TX-9100. Shown in the photo of Fig. 1. In addition to its excellent performance in terms of FM reception, the tuner includes a unique noise-suppression circuit that significantly reduces the audible effects of local ignition noise and other electrical interferences. Of course, we all know that FM is supposed to be immune to amplitude-varying noise signals. To a large extent, it is; but in the real world, just run an electrical razor or a sparking electric drill motor near your FM tuner or receiver and you'll quickly realize that theory is one thing, and practice is another.

Exploring other FM products, we found that one or two Sony FM components introduced a year or so ago also feature an effective ignition noise or pulse noise reducing circuit. The unique aspect of the Pioneer circuit is the fact that it not only reduces this form of interference without affecting frequency response of audio programming but it also provides an elegant "clue" for an effective interstation muting circuit which can now be made to function on the basis of signal-to-noise content rather than purely on the basis of actual signal strength which most muting circuits rely upon.

Figure 2 is a block diagram of the entire pulse noise suppression and muting circuit of the TX-9100. The pulse noise suppressor consists of a noise-level sensor, a high-pass filter plus pulse generator, a signal time-delay circuit and a gating circuit.

Noise level sensor

After FM detection, the total composite signal is amplified by an audio amplifying stage. The output of this stage is fed first to a high-pass filter

and then to the noise-level sensing circuit, a partial schematic of which is shown in Fig. 3. Noise pulses having rapid rise times are amplified by Q14 and Q15. Output from these stages is rectified by D11 and D10 producing a negative output, which is fed to the base of Q16.

The internal impedance of Q16 varies based upon the negative voltage supplied and, therefore, the emitter voltage of Q16 is controlled by the amplitude and repetition rate of the incoming noise pulses. The resulting dc output is used as an agc control voltage for Q14 as well, and its gain is, therefore, maximum when no noise appears with

the composite signal. As we shall see presently, the same dc output is used to control the muting circuit as well.

Pulse generator

The output of the high-pass filter is also fed to a pulse generator circuit. This circuit is designed to produce negative pulses based upon the amplitude and quality of the incoming pulse noise, which is amplified by Q19 in Fig. 4 and then half-wave rectified by D12 to produce the positive halves of the noise pulses. These positive pulses are amplified by Q20 and are used to trigger a Schmitt trigger (Q21 and Q22). The Schmitt trigger is so arranged that

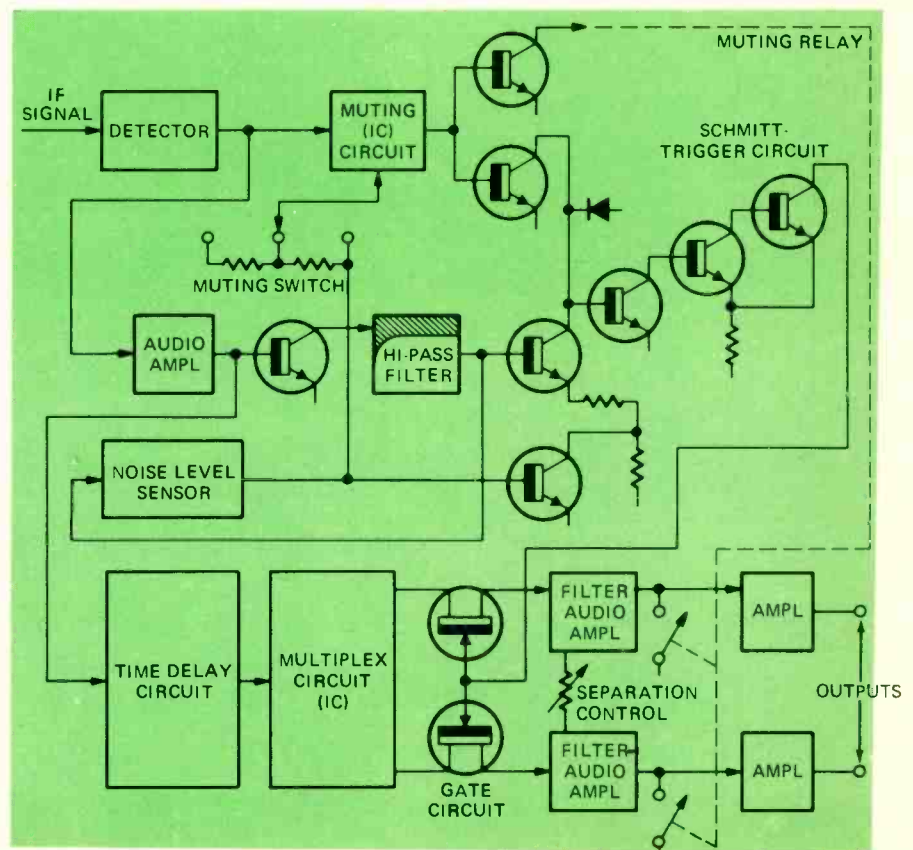


FIG. 2—BLOCK DIAGRAM OF NOISE-PULSE SUPPRESSION and muting circuits in Pioneer TX-9100 tuner.

low-level noises will not activate it. Note that the circuit also has a shut-off feature for the pulse generator. This is done for the following reason.

Suppose for example, that the muting switch on the front panel is in the off position because a listener wishes to hear a weak station, however noisy it might be. Because of the high noise level, the pulse generator might then feed a continuous negative voltage to the gate circuit and might shut off the audio circuit entirely much like a regular muting circuit. Under such circumstances, the base of Q20 is grounded by an external connection (not shown in Fig. 4) thereby preventing the Schmitt trigger from generating pulses.

Gating circuit

The gating circuit consists of two FET's, two diodes and two "holding capacitors" as shown in Fig. 5. Negative pulses from the pulse generator circuit are fed to the gates of the FET's causing source and drain to "open circuit" instantaneously and thereby shutting off the audio signals. (When negative voltage is applied to the gate of a FET, its internal impedance becomes infinite.

At first glance, it would seem that the audio signal goes to "zero" instantaneously but in fact, holding capacitors C16 and C17 hold the level until the gate is closed again. Thus, the audio waveform contains only a small notch for each negative pulse. Since the width of the negative pulse is only about 18 μ s or so, the notch produces very little audible effect—far less than would have been heard if the noise spike itself were riding through with the signal.

Delay circuit

To synchronize the timing of the gating circuit and the incoming noise, the entire composite signal is delayed by a few microseconds before application to the multiplex audio circuits.

The muting circuits

The muting circuit of this tuner is unique since muting is activated by the signal-to-noise ratio and the dc voltage from the detector output, rather than by arbitrary levels of input signal strength. As mentioned earlier, the noise level sensor circuit shown in the partial schematic of Fig. 3 is involved in the muting circuit too. The negative output produced by the noise-level sensor is fed to the muting IC. As this negative voltage becomes greater, the relay is activated, muting the audio signal.

Another input to the muting IC is direct coupled dc output from the FM ratio detector. The familiar S-curve of such a detector is shown in Figs. 6-a and 6-b. In a properly aligned ratio detector greatest linearity of detection

occurs when the dc voltage at the output of the ratio detector is zero. When the tuner is detuned, detector output may be either positive or negative.

In Fig. 6-a, a positively detuned condition results in the recovery of the distorted audio waveform, especially at

stereo headphone amplifiers. Thus, even when using phones only, full advantage of the muting and noise pulse suppression features can be had.

In view of the accurate sensing method of low distortion tuning made possible by this dual input muting circuit,

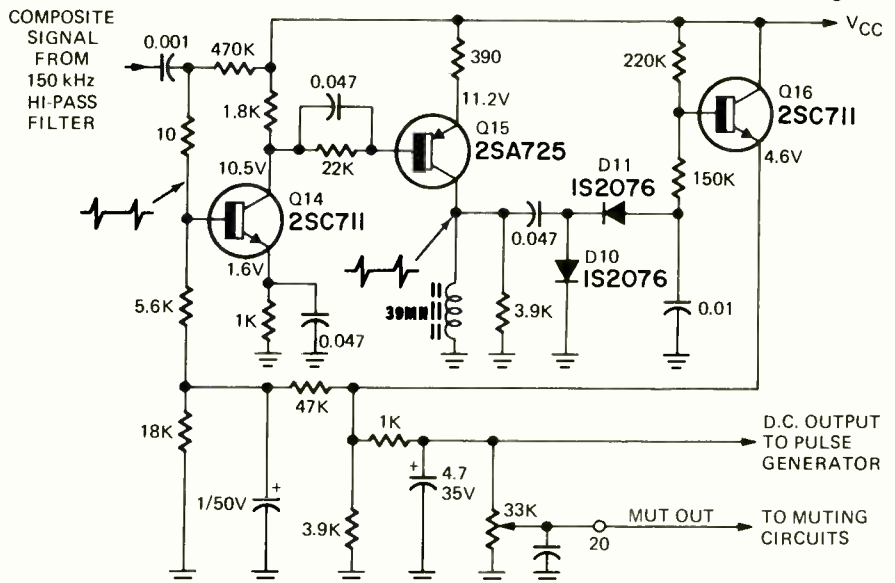


FIG. 3—PARTIAL SCHEMATIC OF NOISE-LEVEL sensing circuit.

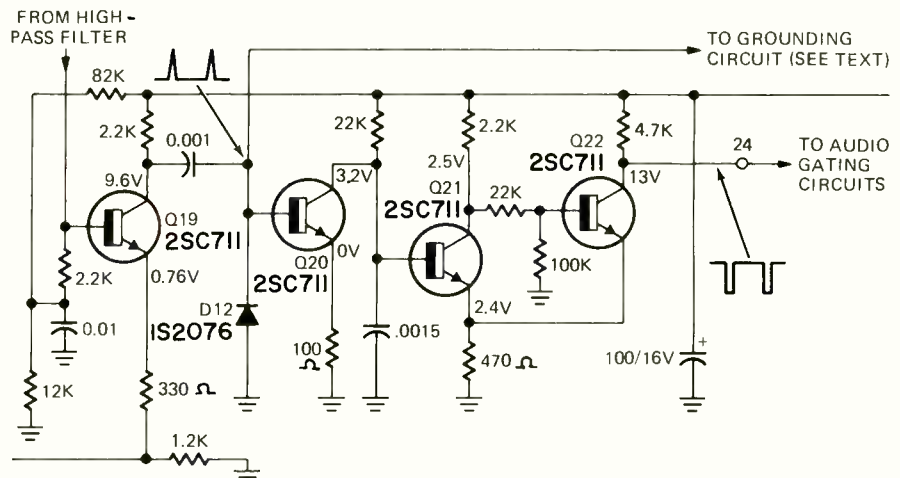


FIG. 4—PULSE-GENERATOR CIRCUIT uses Schmitt trigger to generate negative controlled pulses based on signal noise content.

or near the 100% (± 75 kHz) modulation level. The input to the muting IC to which the dc level of the detector is applied is so arranged that a departure from close to 0 volts dc at that point will also activate the muting relay for muting of the audio signal. As proper centered tuning of the desired station is approached, dc output from the detector approaches 0 volts, the relay is deactivated and linear low distortion audio signals are fed through the outputs, as illustrated in Fig. 6-b.

The actual relay used for muting is a sealed reed type, noted for total absence of low-frequency "popping" noises, when it is activated or deactivated. The relay is positioned just ahead of the emitter follower output stages of the tuner, which feed the variable and fixed level output jacks of the tuner, as well as the self-contained

circuit, readers might wonder why the tuner needed a center-of-channel tuning meter. The answer is twofold. First, as with all high-quality tuners, the muting circuit can be defeated with a front-panel switch. This is done so that listeners desiring to hear weak or distant signals can do so, if they are willing to tolerate the accompanying noise. In the case of the Pioneer TX-9100, it was found that signal inputs below approximately 6- μ V will be blocked by the muting circuit. As has been pointed out, however, unlike more conventional muting circuits the threshold will vary somewhat from location to location, depending upon local noise conditions.

Secondly, since the "window" of the center tune feature in the muting circuit has finite width (muting will be overcome even when the dc output of the

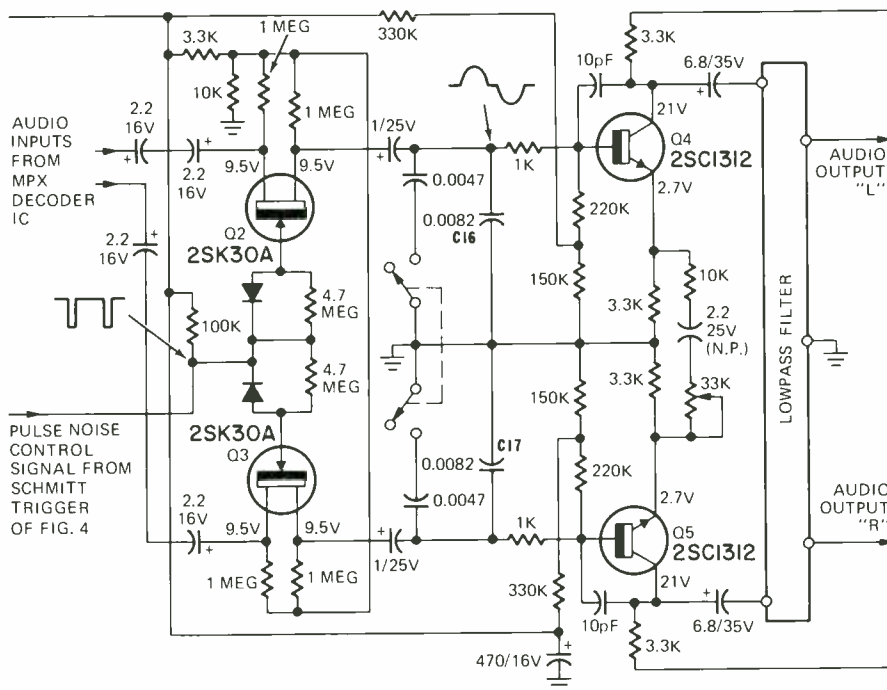


FIG. 5—FET'S IN GATING CIRCUIT block passage of audio signals when their impedance becomes "infinite" by application of negative pulses to their gate elements.

detector is slightly off "absolute zero") the presence of the center tune meter enables the user to further zero in on the most linear portion of the ratio detector S curve.

Interestingly, however, with average signal input levels (100 μ V or higher) measurements showed that even with the dial tuned to the edge of the muting

"window" (either on the "plus" side or the "minus" side) total harmonic distortion measured no greater than 0.25%—a highly acceptable figure.

Under the same input signal conditions, trimming the dial setting by means of the center of channel tuning indicator further reduced the THD reading to between 0.12% and 0.15%.

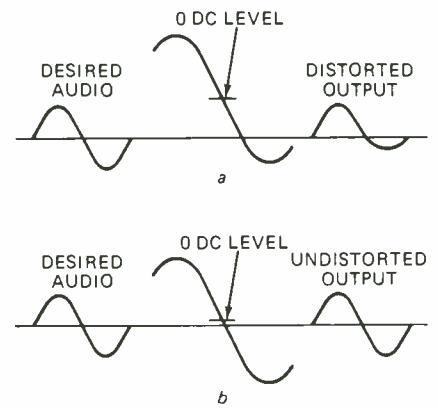


FIG. 6—DETUNING AN FM TUNER causes detection to occur over non-linear portion of ratio-detector's "S" curve (a). When set is properly tuned (b), recovered audio has least harmonic distortion.

All of these measurements were made under "worst condition" 100% modulation. Since most FM broadcasts stay well below full deviation an average program material, typical THD figures under musical or voice listening conditions might be expected to be even lower than these incredibly low test condition figures.

With so much emphasis these days on amplifier refinements and four-channel circuitry, it's good to see that some companies have not forgotten the most popular high fidelity program source of all—FM broadcasting. As new FM circuit refinements appear in future products we will try to bring them to you. **R-E**

INTERNATIONAL Frequency meter FM-2400CH

- Tests Predetermined Frequencies 25 to 1000 MHz
- Extended Range Covers 950 MHz Band
- Pin Diode Attenuator for Full Range Coverage as Signal Generator
- Measures FM Deviation

The FM-2400CH provides an accurate frequency standard for testing and adjustment of mobile transmitters and receivers at predetermined frequencies.

The FM-2400CH with its extended range covers 25 to 1000 MHz. The frequencies can be those of the radio frequency channels of operation and/or the intermediate frequencies of the receiver between 5 MHz and 40 MHz.

Frequency Stability: $\pm .0005\%$ from $+50^\circ$ to $+104^\circ\text{F}$.

Frequency stability with built-in thermometer and temperature corrected charts: $\pm .00025\%$ from $+25^\circ$ to $+125^\circ$ (.000125% special 450 MHz crystals available).

Self-contained in small portable case. Complete solid state circuitry. Rechargeable batteries.


WRITE FOR CATALOG!



FM-2400CH (meter only).....	\$595.00
RF crystals (with temperature correction).....	24.00 ea.
RF crystals (less temperature correction).....	18.00 ea.
IF crystals.....	catalog price

INTERNATIONAL
CRYSTAL MFG. CO., INC.
10 NO LEE • OKLA CITY OKLA 73102

ACTIVE BANDPASS FILTERS



SOMETIMES A NEW VERSION OF A CIRCUIT comes along that seems complicated at first, but ends up solving a lot of problems in a simple way. This is certainly true of an active bandpass filter technique called *biquadratic section*. It seems to take a lot of parts—including three operational amplifiers. But you end up with stable and simple operation, high Q, easy design, and independent control of practically everything. You'll find the circuit handy for bandpass filters of all types, particularly in electronic music and percussion circuits.

A *bandpass* filter is one that favors one frequency or a narrow group of frequencies. A series R-L-C circuit such as Fig. 1 is called a *single pole* bandpass filter. It passes one frequency with theoretically zero loss, and provides progressively higher losses above or below that selected frequency.

There are two things you can control. One is the *center frequency* or *resonant frequency*. This is determined by the size of the inductance and capacitance, using the familiar formula

$$f_{res} = \frac{1}{2\pi \sqrt{LC}}$$

The curves in Fig. 1 are shown *normalized* to some center frequency F_0 . Double the L-C product, and the frequency gets cut in *half*, and so on.

The other thing we can control is the *bandwidth*. This is also known as $1/Q$ and is the width of the response between the upper and lower -3-decibel (0.707 amplitude) points. The Q is controlled by setting the *ratio of inductance to capacitance*. Another form for Q is

$$Q = \frac{2\pi L f}{R}$$

Bandwidth is normally referred to the center frequency with these two expressions:

Bandwidth =

$$\frac{\text{Upper } F_{3DB} - \text{Lower } F_{3DB}}{\text{Center Frequency}}$$

and

Center Frequency =

$$\sqrt{(\text{Upper } F_{3DB})(\text{Lower } F_{3DB})}$$

Bandwidth and Q not only determine the width between the 3-dB points, but they also determine how steeply the curve initially falls off either side of the passband. Note that all the curves end up *eventually* falling off in either direction at a rate of 6 dB per octave (half amplitude as you double or halve the frequency of the stopbands). This ultimate levelling off is caused by the reactance of either the inductor or the capacitor becoming negligible at frequencies well above or well below resonance.

If we want more steepness than we can get with a single R-L-C section, we can cascade several identical sections, perhaps staggering them in frequency to get an overall response shape that is flat or slightly dipped instead of peaked.

There are several problems with the passive circuit. The inductor is usually big, expensive, and not adjustable over a wide range. Secondly, the circuit is load sensitive. Finally, there's a bunch

of minor problems such as hum getting into the inductor field, and the difficulty of cascading sections without interaction. To get around these problems, circuit designers have come up with a number of *active filter* circuits that use resistors, capacitors, and operational amplifiers to *simulate* the performance of L-C circuits. One particular circuit of this type is called the *biquadratic bandpass section*. It is shown in Fig. 2.

Unlike many simpler bandpass active circuits, this one lets you *independently* control the circuit gain, the center frequency, and the bandwidth or Q. Gain and Q are changed by changing a single resistor. You can use either one or two resistor adjustments to change the center frequency, and do so independent of Q. The table shows the component values for various Q's and center frequencies.

To trim the center frequency, you vary R2. To change Q, you change R1, and to change gain, you vary R3. The

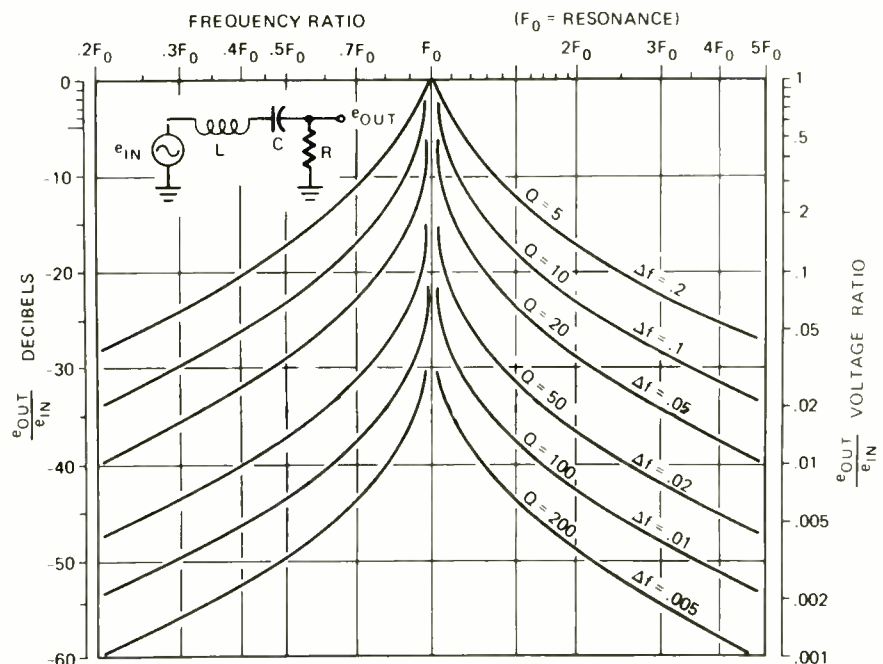


FIG. 1—SINGLE-POLE R-L-C filter and its universal response curves. The bandwidth is determined by the Q of the circuit.

An inductor-free bandpass filter that is easy to work with and control. Use it for electronic music chimes, percussion and bell effects, and audio filters.

by DON LANCASTER

three controls do not interact at all, giving you a simple design and easy, flexible adjustments.

Large frequency changes are made

by changing both capacitors (C) simultaneously. You get the best dynamic range and stability by keeping both capacitors and both frequency deter-

mining resistors (R2 and R2') equal in value. Note that a single resistor frequency adjustment is also non linear—you have to change the resistance 9:1 to get a 3:1 frequency change.

With the low-cost 741 and 1558 and 5558 dual op-amps, operation is good to several kHz, even at very high Q's. At low frequencies, stable Q's of 50, 100, and even 200 are easy to get. For higher frequencies and higher Q's, you have to go to a premium operational amplifier such as the LM318.

As long as you use high supply voltages, the circuit performance depends only on the resistors and capacitors, and not on the op-amp or the supply voltage. At very low supply voltages, the circuit can break into sustained oscillation when R1 is very large—this is caused by changing gain and phase shifts inside the op-amps. The effects disappear with 8 volts or more across the op-amp.

Analog computer people will instantly recognize the circuit as an analog of a pendulum. R1 adds "rust" to the hinge and provides damping. For circuit theory people, the transfer function of the circuit is given by the expression

$$E_{out} = \frac{-\frac{1}{R3 \times C} S}{S^2 + \frac{1}{R1 \times C} S + \frac{1}{(R2 \times C)^2}}$$

$$S = -j\omega = -iz\pi f$$

and is valid at any frequency where you can neglect op-amp high-frequency performance limitations and where R4=R5.

Using it—the biquad

Electronic music is an obviously good place to use this circuit. There are three ways the circuit can be used:

As a filter, you can selectively pass certain portions of the audio band, do format filtering, or pick out selected harmonics of a complex waveform. Or you can use it to shape noise into a desired frequency distribution or to emphasize a portion of an audio spectrum.

(continued on page 94)

TABLE Component values versus Q and Frequency			
Frequency	C	Q	R1
10 Hz	15 μ F	0.5	5 K
20 Hz	7.5 μ F	1	10 K
50 Hz	3.3 μ F	2	20 K
100 Hz	1.5 μ F	5	50 K
200 Hz	.75 μ F	10	100 K
500 Hz	.33 μ F	20	200 K
1 kHz	.0159 μ F	50	510 K*
2 kHz	7500 pF	100	1.2 meg*
5 kHz	3300 pF	200	3.3 meg*
10 kHz	1500 pF	500	10 meg*

(values approximate—rounded to stock sizes)

(values approximate—*influenced by frequency and supply voltage)

If R3 = 10 K, circuit gain = Q
 If R3 = 100 K, circuit gain = Q /10
 If R3 = 1 K, circuit gain = 10Q etc ...

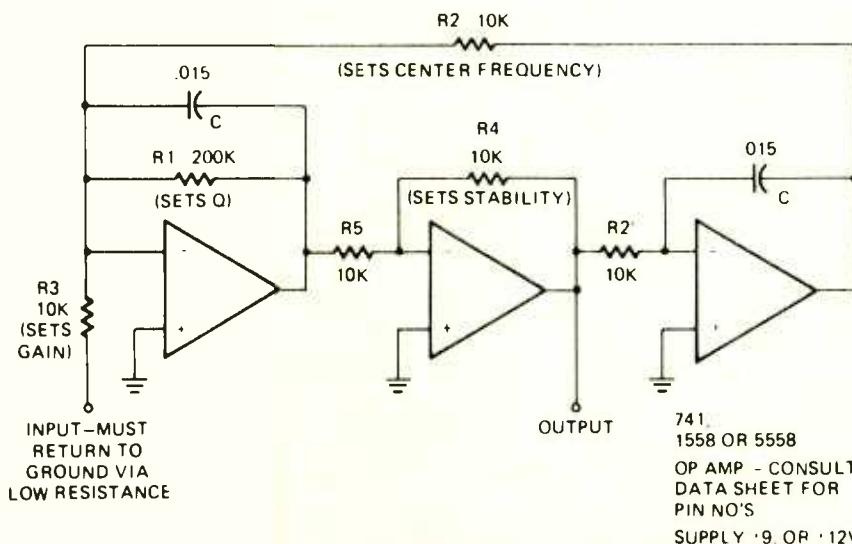


FIG. 2—THE BIQUADRATIC BANDPASS FILTER has op-amps replacing inductors. You have independent control of gain, center frequency, bandwidth, or Q. Values given are for 1 kHz center frequency, a Q of 20 and a gain of 20 at resonance.

MASTER ANTENNA SYSTEMS

where from here?

by FOREST H. BELT

You were right. MATV business is shifting away from the typical television service dealer. Several reasons grew quickly apparent as I dug into the situation. But it is not too late for the determined shop to get this business back, if he really wants it.

The master antenna business has grown up. A mast-mounted preamp and a few splitters won't feed many receivers, nor adequately process the variety of uhf and vhf signals now available in most localities. I detect an unwillingness in the average TV technician to learn how to install and service sophisticated rf equipment properly.

Again (unpleasant thought) I heard carping against bad workmanship. That's a common fault in MATV systems that don't work well. Shoddy workmanship is more visible than poor engineering, so I heard more about it.

But I've concluded that insufficient engineering creates the major problems with MATV installations. Consider this situation. A school expansion included a TV distribution system. A local television dealer priced a few amplifiers and outlets, a nice broadband antenna and some cable. He made a low bid and got the job. However, the architect's bid specification stipulated a particular signal level, from certain stations, delivered to the room outlets, turned out to be grossly impractical. A survey later showed it would take a 1500-foot antenna tower to find even a snowy signal from two of the stations. The dealer lost his shirt, and a lot of prestige in the town, because he didn't know enough rf engineering to recognize the impossibilities of the faulty specification.

Therein lies the crux of the whole matter. Picking up and distributing multiple television signals demands expertise seldom available in the average television shop. I'm talking about training in mathematics, familiarity with TV station strength, propagation, and patterns, knowledge of antenna characteristics, rf measurement know-how, and experience with the millivolt-reference decibel, with cable losses, with tap isolation, noise figures, and endless interrelationships. Few technicians get this type of training. Without it, laying out and installing a modern MATV system comes close to impossibility.

What you can do

Let me take you behind the scenes at a company of the type MATV buyers increasingly turn to. You can study their methods and philosophies. Some of their ideas you can emulate easily. Others may seem beyond you; you'll have to seek ways to meet these challenges. Whatever you do, here's where the MATV business has headed. Read and learn.

Commercial Electronics, Inc., is 14 years old. Its president, Carl Colip, Jr., and its



CARL COLIP, JR., DISCUSSES SPECIFICATIONS for new MATV system with architect client. Spacious building on U.S. 40 is barely 2 years old.

vice president of engineering, B.J.H. Abraham, bring to the firm years of experience in acoustic and communications engineering. They direct most of the MATV and engineering operations. Eighteen specialists comprise the technical staff, including three with engineer training, one with an engineering degree, six with FCC licenses, and seven with State of Indiana Radio/Television Technician and Antenna Installer licenses. Virtually the entire staff has graduated from training clinics offered by MATV, CATV, and sound equipment manufacturers.

The company began as an audio systems



installer/contractor. But the growth of video as a common adjunct of school, industrial, and hospital communication systems led the company to become "a total systems supplier and installer." A new 12,000-square-foot building a dozen miles east of Indianapolis, Ind., houses a complete MATV/CATV/sound design engineering facility, service and repair shop for audio and video equipment, instrumentation for sound and rf distribution analysis, studios for cable television or sound program origination and recording, and complete installation and system-testing apparatus. Service/installation trucks, as well as execu-



PROFESSIONAL ENGINEER B.J.H. ABRAHAM works out problems for MATV, CATV, and sound installations on Hewlett-Packard minicomputer. This suggests the direction MATV planning and design seem to be taking. Same thing can be done with inexpensive calculator, or even pencil and paper, but not as consistently, conveniently, quickly, or accurately.

ENTER F1 TO #1 DEVICE	100.000
TAP ISOLATION	25.000
DEPR OUTPUT	6.000
ENTER F1 TO #2 DEVICE	100.000
TAP ISOLATION	25.000
DEPR OUTPUT	6.000
ENTER F1 TO #3 DEVICE	100.000
TAP ISOLATION	25.000
DEPR OUTPUT	6.000
ENTER F1 TO #4 DEVICE	100.000
TAP ISOLATION	25.000
DEPR OUTPUT	6.000
ENTER F1 TO #5 DEVICE	100.000
TAP ISOLATION	25.000
DEPR OUTPUT	6.000
ENTER F1 TO #6 DEVICE	100.000
TAP ISOLATION	25.000
DEPR OUTPUT	6.000
ENTER F1 TO #7 DEVICE	100.000
TAP ISOLATION	25.000
DEPR OUTPUT	6.000
ENTER F1 TO #8 DEVICE	100.000
TAP ISOLATION	25.000
DEPR OUTPUT	6.000
ENTER F1 TO #9 DEVICE	100.000
TAP ISOLATION	25.000
DEPR OUTPUT	6.000
ENTER F1 TO #10 DEVICE	100.000
TAP ISOLATION	25.000
DEPR OUTPUT	6.000

THERE'S A NEW TREND IN MATV. Call it professionalism. Master antenna systems are becoming the bailiwick of specialists—commercial firms that deal with architects and builders to design elaborate, competent, and profitable installations.


Many neighborhood radio/television dealers are losing their share of this lucrative business. Radio-Electronics wondered why. Late last year, we asked writer/photographer (and former editor) Forest H. Belt to investigate for us. Here is his report.

tive cars, are radio-equipped.

Question: What does it take to get into the MATV business today? **Is there room for newcomers?** **Answer:** Yes, there is room. MATV is a burgeoning field. To get in, you need technical know-how. You don't have to be a graduate engineer, but it helps immensely. You must understand rf propagation and distribution. You need a pretty good grasp of math—particularly of logarithmic relationships such as are involved with decibels of gain, loss, and signal/noise ratios. You'll want to comprehend new concepts—two-way distribution channels, data multiplexing, cable TV interfaces.

Colip and Abraham agree that you can obtain practical schooling from the manufacturers of MATV and CATV equipment. Their literature contains a wealth of expert MATV instruction, more than in any textbook. You need lots of basic electronics training before you tackle MATV; you can then learn specifics from booklets, clinics, and seminars furnished (often free) by MATV manufacturers.

But schooling doesn't fulfill the whole requirement. You need experience. If you're determined to go it on your own, with your own business, expect to make mistakes and learn from them. Manufacturers offer help, but you're still on your own when troubles develop. To hedge your bet, work for an established MATV installer a few years and gain experience under the tutelage of experts. Commercial Electronics, Inc., for example, trains their own installers and technicians, having found that no school pre-



EXCEPTIONALLY EQUIPPED REPAIR BENCH does more than make fixing easy. It also lets specifications be checked on new or unknown equipment, or on fresh repairs to make sure they return unit to full performance.

pare them for the actualities of putting in rf and sound distribution equipment.

Finally, entering the MATV business requires investing in test instruments and knowing how to use them. An *accurate* field-strength meter, with ranges that let you measure dBmV (decibels with 1 mV as the 0-dB reference) is likely your key instrument. A reflection-coefficient bridge, a vhf sweep generator, a wideband oscilloscope (300 MHz or so); you'll need these to test cable in runs and in the shop. A set of calibrated rf attenuators; a white-noise generator for signal/noise measurements; and so on. Any competent technician can make all the tests and analyses of rf distribution gear if he has the test equipment and knows how to use it.

What an engineer does



Then why all this talk of engineering specialists? The trend actually is toward companies with engineering *capability*,

perhaps in one man. In original design, or in redesigning a faulty installation, true engineering becomes important. Bill Abraham, for example, holds professional engineering registration in several states where the company does business. He designs systems for clients far outside the radius where C-E customarily installs.

His primary tool is a Hewlett-Packard model 9810A minicomputer. No radio/tv dealer is likely to ante up the \$5000 or so this instrument costs, so Abraham has this additional edge over the average MATV designer. He has devised programs for every MATV problem and circumstance he can think of. He "writes" each program into the minicomputer and then records it on a small magnetic card. A complicated series of calculations for a multibranch distribution network, once a three-day job with pencil and paper, Abraham does now in a few minutes. The magnetic-card program instructs the computer to ask for whatever data are needed to complete the calculations.

A partial example: Abraham runs a card labeled MATV PROGRAM 2 into the slot. On a paper tape, the computer responds, ENTER MAX DBMV TAP OUTPUT. Abraham punches 20 on the keyboard. The number represents a design decision he must make. The 20 dBmV is the most signal a TV set can optimally handle. The computer records 20.000 on the tape and responds, ENTER MIN DBMV TAP OUTPUT. Another design factor. Abraham decides he wants at least 6 dmV at this final tap (calculations always begin with the furthest tap on the leg with the most loss). He punches 6 on the keyboard. The computer records it, then calculates the tap isolation figure and displays it on the tape: TAP ISOL = 12.000. It then also displays the signal level that must feed the tap: DBMV OUTPUT 6.000. Then the tape instructs, ENTER FT TO NEXT DEVICE.

This goes on until the signal acquired to feed the tap becomes too large. The tape writes, ADD AMPLIFIER MAX GAIN DB 43.400. Instruction, ENTER GAIN ADDED (the actual gain of the amplifier Abraham decides to use). Maybe the leg reaches the splitter first, at which time Abraham queries



J. Everett Light
CAREER CENTER

TYPICAL MATV INSTALLATION at school calls for distribution at uhf and vhf, plus two "live" channels for in-house productions, classroom monitoring, even two-way video communication if that becomes necessary.

splitter output. The minicomputer has kept track: SPLITTER OUTPUT 33.930. Now the program takes him down the next leg, away from the splitter. All this has taken a minute or so.

The computer program even heads off errors. In one calculation, Abraham came to a point where the leg obviously (to the computer) was too long. The machine typed out, YOU DID NOT PICK MOST LOSSY LEG. START OVER.

Another program delivers approximate figures for station reception. As an example, Abraham wonders if a particular TV station can be included reasonably in a new system he soon will bid on. He inserts the card, and the computer writes, MATV PROGRAM 1. ENTER CHANNEL NUMBER Abraham punches 49. The computer writes, ENTER XMT ANT HT. Abraham consults *Broadcasting Yearbook* for that information and punches the number of feet (above average terrain) on the keyboard: 750. Computer writes, ENTER ERP KW. Maps say 50; Abraham punches it in. The tape rolls a few lines and then prints out: RCV ANT HT 63.5 (line-of-sight over flat ground) SIG LEVEL

6.3 DBMV. That indicates a signal well down into noise—a difficult reception situation, but Abraham decides usable if a noisy (snowy) signal proves acceptable to the consumer.

A few more such manipulations plot each channel within conceivable reception distance. Abraham points out that these are "ballpark" readings, but they help him decide quickly which stations are practical and which not. Engineer-plus-minicomputer make an efficient, dependable combination. Technician and portable calculator come off slower, but not necessarily less accurate. Pencil and paper leave a lot to chance.

Dealing with MATV systems that never work

Commercial Electronics, Inc., experts are often called upon to rescue a system someone else installed but couldn't get to work properly. Bill Abraham runs the system parameters through his minicomputer. C-E technicians know before they arrive at the site how the equipment should perform on each channel. Then they go through and take measurements. A TV set needs 5 to 10

dBmV (around 1500 to 3000µV) of clean signal to show a good picture. If that's not delivered at every outlet, measurements back along the distribution lines track down where the fault lies.

Disappointing results stem frequently from careless workmanship. Frayed outer conductors short the coaxial cable at connectors. Or, a shield fails to ground properly at one end. (*Editor's Note:* The box on this page shows how to install a type-F MATV connector.)

The trouble could be poor signals from the antennas, or a miscalculation along some leg. Sometimes, everything has been designed and wired up properly, yet the system doesn't work because amplifiers are not adjusted correctly. Or an important pad or filter has been omitted. Or measurements were made wrong.

Finding these defects demands experience and equipment. Technicians must actually *look* at crossmodulation, which means they need a modulator and high-frequency scope. They also sweep the coaxial cable runs with vhf generator and scope, checking for structural returns—reflected signals that denote a fault in the coaxial cable. A simple vom can't spot a too-sharp bend, or weak insulation, or a splice in a coax run.

Rarely does an entire installation have to be scrapped, although it does happen. Apartment complexes suffer often. It seems, when owners try to get by cheaply, hiring an inexperienced technician to wire up any kind of equipment. The result seldom serves well.

But you can avoid these pitfalls. Today's "black-box" concept simplifies design. You lean heavily on manufacturer specs. As an example, you need to know the maximum input a particular amp will accept, and how much output it can deliver from a given input. You have to ascertain noise figure, crossmodulation, and skirt characteristics of one-channel amplifiers. You need the gain, noise, agc, crossmod, and tilt peculiarities of broadband amplifiers.

Yet, you can't always trust specs, say MATV installers. "We naturally gravitate to brands we know are rated conservatively. They make us look good when they meet specs, and they last longer." Commercial Electronics, Inc., can—and often does—test "black boxes" for any characteristics they doubt.

You must find out the curve shape of filters you may have to use. Or of pads needed in some antenna downleads or distribution lines. When should you choose a line-powered amplifier, and what kind of taps can you use with it? Who has them?

You ought to know when and how to convert uhf to vhf for distribution, and when not to. Or when to convert a vhf signal to another vhf channel to combat local interference. You learn these things from training, from studying manufacturers' literature, and from experience with systems that demand unusual arrangements to solve specific distribution problems.

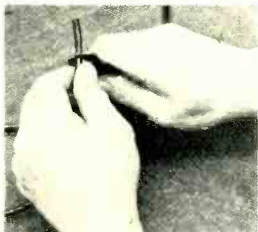
Manufacturers' catalogs are not always complete, either. If you need a special something, always ask. Your favorite manufacturer may have it, yet you may not have seen the literature.

What kind of antennas do experts use? Yagis mostly at vhf, for high gain and front/back ratio. Sturdiness is important, ease of assembly, and coatings for weather

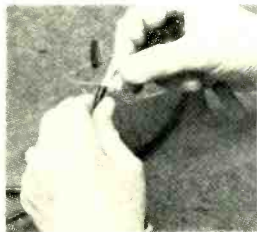
(continued on page 90)

TYPE F MATV CONNECTOR

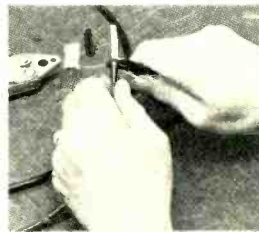
The weakest link in many MATV systems seems to be the rf connectors. They're so often installed wrong or carelessly. The type-F connector is solderless. The inner conductor of the cable forms the center pin. A little concern is all that's needed. Here's how to do it right.



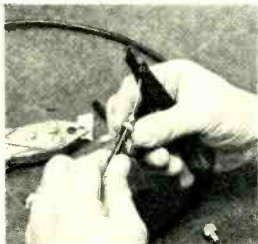
1. Strip off 1 inch of vinyl outer sheath. Special tool helps preserve shielding beneath.



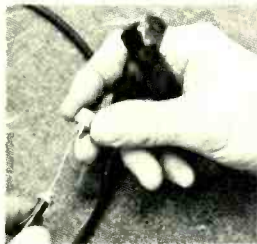
2. Peel off shield foil, but don't damage drain wires.



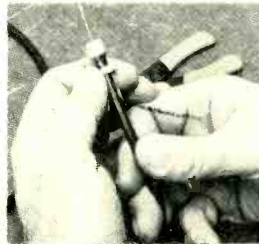
3. Leaving 1/8 inch, strip off inner insulation.



4. Slide sleeve over drain wires, dressing them backward over sheath.



5. Split ferrule of shell and slide onto cable, working split portion under vinyl sheath and into contact with shield foil and drain wires.



6. Slide sleeve down next to shell, with drain wires under sleeve.



7. Crimp sleeve with crimping tool, pinching drain wires tightly.



8. Leaving 3/8 inch projecting beyond connector shell, snip off center conductor.



9. Coat finished connector with silicone grease inside and out for weatherproofing.

NEW IN CAR ELECTRONICS

3 Clever Circuits

- Fuel level indicator
- Practical CD ignition
- IC regulators

by RUDOLF F. GRAF and GEORGE J. WHALEN*

A COMPLETE LIST OF ALL THE APPLICATIONS of electronics in today's automobile would probably surprise the average electronic technician by its length. This list is growing steadily as automobile manufacturers continue to add new features and to improve the old. In this article we will review some of the more fascinating circuits.

One of the newer devices to find its way into the modern car is the IC voltage regulator. This device replaces the older electromechanical unit, and also is a drastic improvement over the discrete components electronic regulator.

For example, the typical discrete component transistor regulator uses 24 separate devices and requires 33 internal soldered connections. By contrast, modern IC regulators put more than 40 active and passive elements on a single chip with only 16 welded connections to the pins of the IC.

The IC regulator is fully encapsulated in a high-temperature thermosetting plastic, except for the heat sink surface. This flat metal plate is placed directly in contact with the end frame casting of the alternator. Electrical connection and mounting of the regulator to the alternator is made through the rotor field, ground, and output terminals. No wires are needed or used to connect the regulator to the alternator and only one

*For more on automotive electronics see the book by these authors titled *Automotive Electronics*, published by Howard W. Sams, \$6.95 softcover.

cable is required to connect the IC regulator to the car battery and electrical system.

Fig. 1 is a block diagram of a typical IC regulator circuit. This regulator consists of three principal units: a voltage-control device, a temperature-compensation network, and an output device to control alternator field current. The voltage-control device includes a resistive divider network, a Zener diode for voltage reference, and transistor amplifier stages. The temperature compensation network can include either a thermistor in combination with resistors, or a network of passive devices and semiconductors. The output device is a Darlington-type cascaded emitter-follower stage.

Since a variety of circuits have been devised to meet IC regulator performance requirements, Fig. 2 shows a typical circuit, rather than a specific design. Most regulators now in use are, with minor differences, quite close to this circuit.

When the ignition switch is closed, voltage is applied to the regulator "exciter" terminal. Current then flows through R3 to the base-emitter circuit of Darlington transistor Q2. It conducts battery current through the alternator field winding to ground. When the alternator reaches the specified output-voltage level, the Zener diode conducts current through the base-emitter circuit of transistor Q1, and it turns on. Current is thus diverted from Q2's base, which turns it off. When Q2 is off, the alternator field circuit is open and the output voltage of the alternator falls.

When the system voltage drops slightly below the tolerance level, the Zener diode

stops conducting, turning off Q1, which turns on Q2, allowing field current to flow again. This sequence is repeated as a cycle whose length varies with alternator speed and load conditions to regulate the alternator output voltage within preset limits. Resistors R1 and R2 establish the voltage limits of the regulator, and the value of R1 sets the required operating point.

A transient-suppression diode is used to limit the spurious voltages that are imposed on the IC regulator by the ignition system, and the field-absorbing diode is used to suppress the transients, that occur during switch-off of the inductive rotor field winding.

Tests have shown that the average life of the IC regulator far exceeds the 100,000-mile mark, with better control throughout its lifetime than could ever be achieved with electromechanical regulators.

Low-fuel indicating systems

A recent optional addition to Ford and Chrysler automobiles is a low-fuel indicating system. It consists of a thermistor assembly attached to the fuel-sensor outlet tube, a low-fuel relay, a 45-ohm ballast resistor in parallel with the relay coil, and a low-fuel-level warning light located on the instrument panel. With a level sensor located in the gas tank, this system is meant to supplement the passive reading of the fuel gauge. The system is diagrammed in Fig. 3. The low-fuel light is factory calibrated so that it will glow when there are approximately 4½ gallons of fuel in the tank.

The thermistor assembly attached to the fuel-sensor outlet tube is kept excited by a constant flow of current applied through the relay coil and its parallel ballast resistor. This current is sufficient to produce slight heating of the thermistor assembly. The thermistor is so placed that it is constantly immersed in the fuel in the tank. Thus, the fuel acts as a heat sink, absorbing heat from the thermistor and thereby allowing it to remain at a certain equilibrium resistance. If the fuel level falls below the level of the thermistor assembly, the thermistor, now in air, begins to warm up and its resistance decreases. Eventually, thermistor resistance will be low enough that sufficient current flows to pull in the low-fuel-level warning relay, activating the warning light.

Capacitive-discharge ignition

The latest answer (and perhaps the best to date) to electronic ignition systems is the capacitive-discharge system. This system

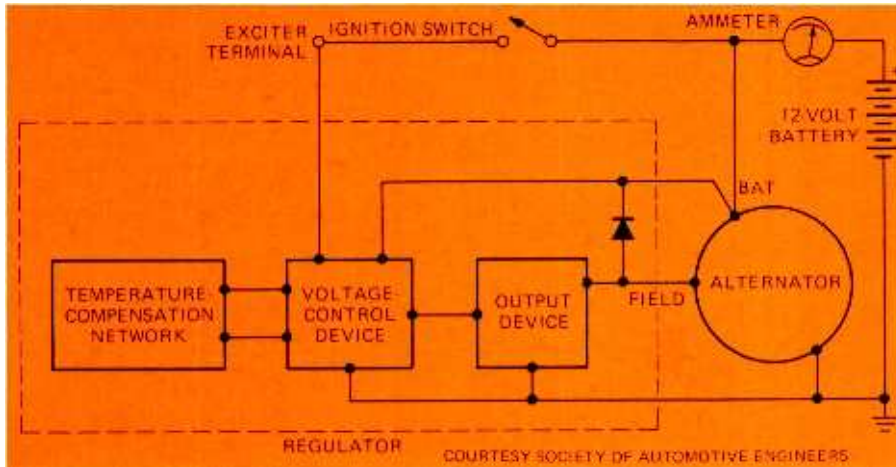


FIG. 1—BLOCK DIAGRAM OF a typical IC regulator circuit used in today's new cars. As you can see, there are three major sections to the system.

represents the resurrection of an ignition technology that arose briefly in post World War II days but died in its infancy. As early as 1948, working capacitive-discharge systems had been built, employing thyatron gas tubes and vacuum-tube circuitry. As a result, they were costly, bulky, and unwieldy, not to mention fragile and economically unfeasible. Few mourned their passing. But, viewed in the light of the solid-state advances made in the intervening 20 years, designers foresaw the possibility of reactivating the capacitive-discharge concept, through the use of silicon controlled rectifiers in place of thyratrons, and in adapting transistors to the circuit, building upon their experience in using transistors in ignition systems. From this marriage of an old idea and new components a modern, workable, high-performance system evolved.

Practical CD ignition

A block diagram, and a schematic of a capacitive-discharge system are shown in Figs. 4 and 5. As can be seen from the block diagram, the system consists of a dc-to-ac inverter to change the battery voltage to a higher voltage, a bridge rectifier, a storage element (capacitor), a switching element (SCR), and a high-voltage output transformer (the spark coil) to transform the stored dc voltage to a level that will fire the spark plug.

The dc-to-ac inverter is a familiar transistor-oscillator circuit employing two transistors operating in push-pull. These transistors switch current of a transformer to alternate halves of a center-tapped primary winding. The applied battery voltage is converted from a nominal 12 volts to approximately 285 volts ac by the inverter circuitry (transistors Q1 and Q2, and transformer T1).

This inverter operates as follows: the battery voltage applied to transformer T1 causes current through resistors R1, R2, R3, and R4. Since it is not possible for these two paths to be exactly equal in resistance, one half of the primary winding to T1 will have a somewhat higher current flow. Assuming that the upper half of the primary winding carries slightly higher current than the lower half, the voltages developed in the two feedback windings (the ends connected to R3 and R2) tend to turn Q2 on and Q1 off. This increases the current through the lower half of the transformer winding. The increase in current further drives Q2 into conduction and Q1 into cutoff, simultaneously transferring energy to the secondary of T1. When the current through the lower half of the primary of T1 reaches a point where it can no longer increase, due to the resistance of the primary circuit and saturation of the transformer core, the signal applied to the transistor from the feedback winding drops to zero, thereby turning Q2 off. The current in this winding drops immediately, causing a collapse in field flux, cutting across about the primary winding.

This collapse in field flux, cutting across all the windings in the transformer, develops voltages in the transformer windings that are opposite in polarity to the voltages developed by the original expanding field. This new voltage now drives Q2 into cutoff and

FIG. 4—BLOCK DIAGRAM OF C-D electronic ignition system. Note the dc-to-dc inverter. It is also found in other type systems.

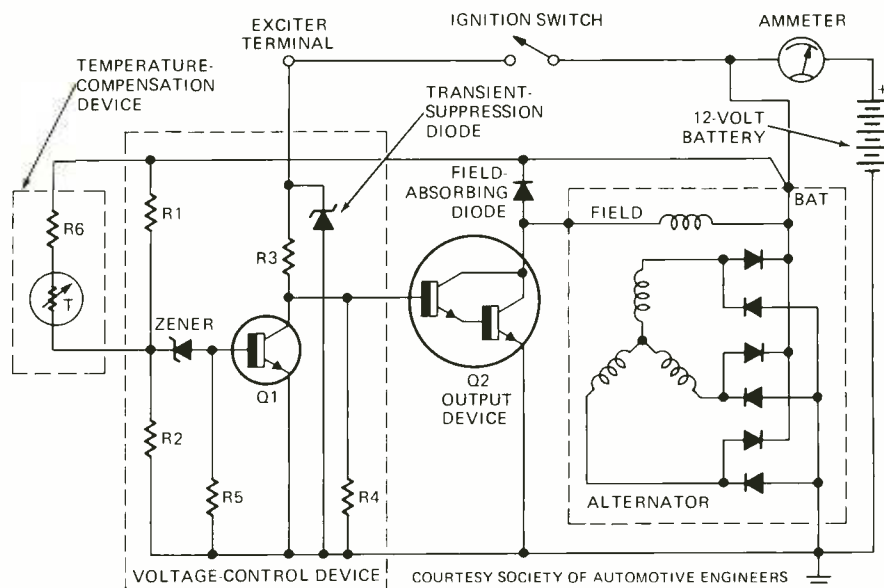


FIG. 2—TYPICAL IC REGULATOR circuit shows actual parts arrangement. Most circuits in use today are very close to this circuit.

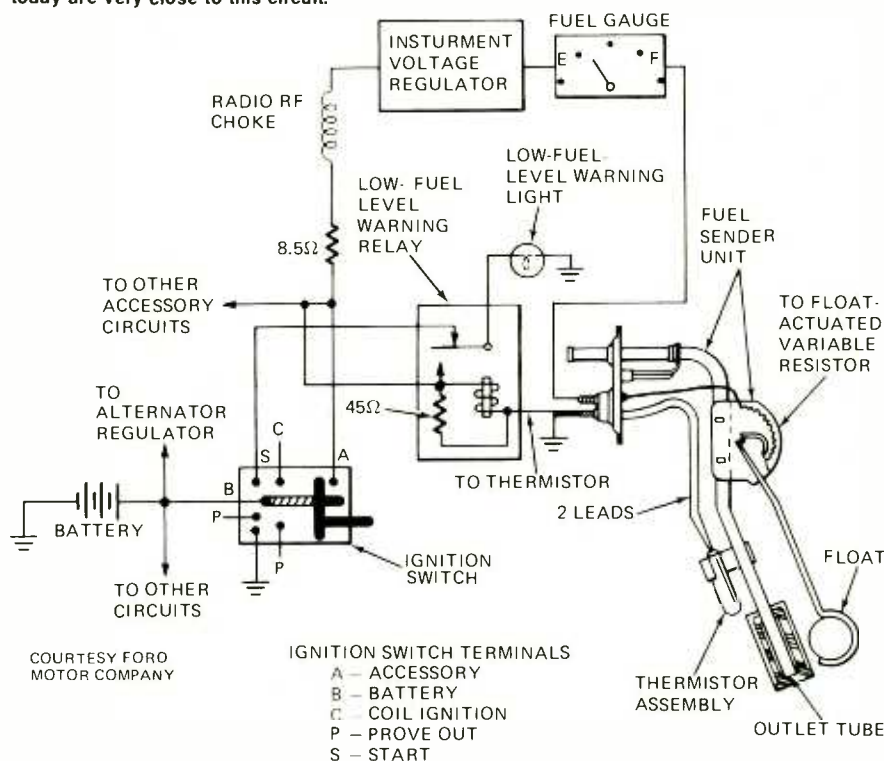
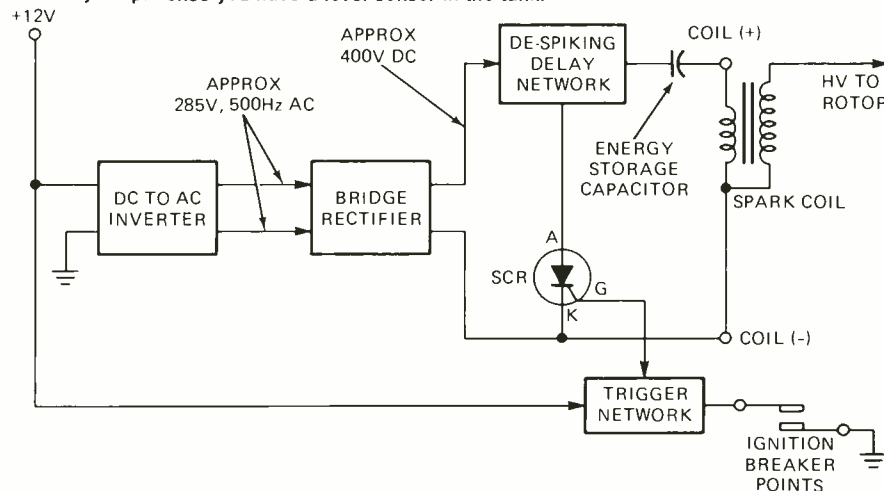


FIG. 3—LOW FUEL WARNING SYSTEM is also turning up in more and more new cars. The circuit is relatively simple once you have a level sensor in the tank.



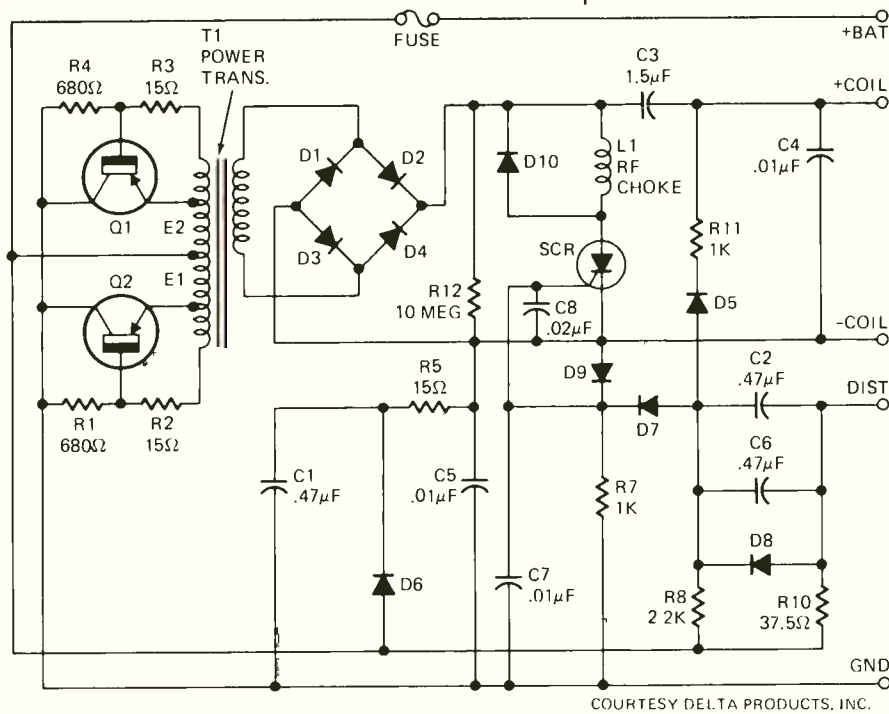


FIG. 5—SCHEMATIC OF DELTA PRODUCTS electronic ignition system. The operation of this circuit is completely detailed in the text and covers the action of most capacitive-discharge type systems.

excites Q1 into conduction, simultaneously delivering power to the secondary winding, which is connected to a bridge rectifier circuit. This action continues until saturation is again reached, and Q1 ceases to conduct, which regeneratively turns on Q2 via coupling through the feedback winding.

It should be understood that this action occurs at a frequency of approximately 500 Hz — the frequency being determined by the saturation characteristics of transformer T1. The 500-Hz square-wave current through the primary of T1 causes approximately 40 times the applied potential to appear across the secondary winding of T1. This high induced voltage is applied to diode bridge D1 through D4. The rectified dc output from the diode bridge circuit is about 400 volts, which is applied to capacitor C3 through the spark coil primary. This action takes place as soon as power is applied, i.e., when the ignition switch is closed. Simultaneously, battery voltage is applied to the breaker-point circuit through resistor R10 and to the SCR through diode D6 and resistor R5, with capacitor C1 serving as a filter to prevent false triggering by noise transients.

As the first piston comes up on the compression stroke and reaches the position where the spark plug should be fired, the points open. The current available at the junction of R10 and D8 now flows through C2/C6 and D7, appearing as a pulse across gate resistor R7. This pulse switches the SCR on by triggering the gate lead. When the SCR turns on, two things happen simultaneously.

First, the SCR short-circuits the power-supply diode-bridge output, with the effect that the short is reflected to the primary T1, removing feedback drive from transistors Q1 and Q2 and instantaneously stopping inverter oscillation. Second, the SCR switches the positively charged plate of C3 to the negative spark-coil primary connection. This forms a closed circuit consisting of capacitor, SCR, and the coil primary.

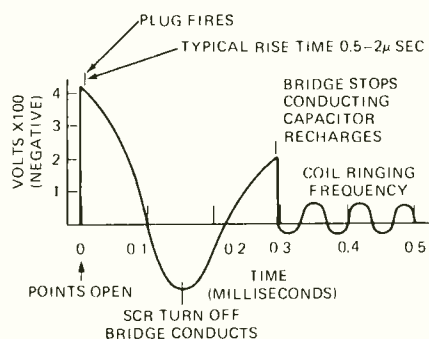


FIG. 6—WAVEFORM SHOWS SPARK delivered by the C-D ignition system.

The energy stored in the capacitor is now "dumped" into the spark-coil primary. The primary voltage of the coil rises from zero to 400 volts in approximately 2μs (see Fig. 6).

In the circuit made up of the SCR, capacitor, and spark coil, a resonant circuit is formed between the primary winding inductance and capacitor C3. The flywheel effect of this circuit restores unused energy to the capacitor discharge current flowing through the SCR and coil primary, creating a magnetic field in the coil. This current continues to flow in the circuit until the capacitor is charged in the reverse direction to approximately 300 volts. At this point, the current attempts to reverse through the SCR, causing the SCR to commutate (switch to its off condition). The reverse voltage now causes the diode bridge to conduct as a short circuit (all diodes simultaneously in the conduction mode), thereby draining the reverse charge accumulated in C3. When the current supplied by the coil inductance again drops to zero, the load is removed from transformer T1, and inverter operation resumes, since feedback is now available to start the transistors oscillating.

Diodes D5 and D8, in conjunction with resistor R11, serve to discharge triggering capacitors C2/C6 completely when the SCR turns on. Diode D7, resistor R8, and

capacitor C7 prevent erratic triggering caused by point-bounce at higher rpm. Diode D10 and rf choke L1 form a desparking and delay network (L1, D10) used to limit the turn-on current through the SCR when C3 discharges.

The inverter circuit and bridge rectifier will deliver full energy to capacitor C3 at engine speeds exceeding 8000 rpm. Between spark pulses, the inverter has plenty of time to recharge the capacitor. Since total system current drain is low, the CD ignition system normally operates with the ballast dropping resistor already present in most conventional ignition systems. In contrast to a transistor system this eliminates the need for rewiring the vehicle and/or adding an ignition relay. One of the principal advantages of the CD ignition system is its ability to provide full peak-pulse starting spark to the engine — especially to a cold engine in sub-zero weather. Since the system depends upon dumping a stored energy quantity, rather than operating from the very low 12 volts available in the car from the conventional electrical system, it is easy to understand that substantial pulse output can be obtained even when the starting motor is robbing battery terminal potential and decreasing it by as much as 3 volts as it attempts to crank a stiff, cold engine.

Another important characteristic of the capacitive discharge system stems from its use of a silicon controlled rectifier. Remember that an SCR will conduct when its gate is first triggered by an input pulse, this means that the SCR turns on and remains on so long as holding current is flowing through it. Hence, the CD ignition system is self-completing, once an initial input pulse has triggered the SCR into conduction. The circuit will dump its stored capacitor charge through the ignition coil and will continue to drain it dry until the SCR is turned off by the collapse of the pulse current back into the primary of the ignition coil. This means that dirty, worn, or contaminated points do not degrade the spark energy available to the spark plug. This significant feature contrasts with the all-important need for clean, low-resistance point surfaces in conventional and transistor systems. The SCR gives a clean, definite switching action of the type which Mr. Kettering sought so far ahead of the invention of this device. This "single-trigger" characteristic of the system allows good ignition performance with ignition breaker points that could not be used in either a conventional or transistor ignition system, because of high contact resistance or general degradation. To guard against multiple firing of the SCR because of point bounce at high speed, a delay of approximately 1μs is provided in discharging capacitors C2 and C6 when the points close. This slight delay desensitizes the circuit to point bounce problems.

Unlike the transistor ignition systems discussed earlier, which require the removal of the distributor breaker-point shunt condenser, the CD ignition system operates either with or without the presence of this component. If left connected, the only effect of this shunt capacitance is to reduce SCR gate firing current when the points open. However, the system is designed, in general, so that more than twice the maximum required turn-on current is available to the SCR gate with the condenser installed across the breaker points.

CATV TROUBLES,

With CATV entering more and more homes, the possibilities developing in the cable system may be mistaken for set

by JACK DARR
SERVICE EDITOR

IN THE SEPTEMBER 1972 SERVICE Clinic, we went over some of the more common troubles found in TV sets used on CATV systems. In that article, I was trying to help you identify the trouble—find out whether it was in the set or the cable. I was a little optimistic, because in my town we have a very good CATV system, which has very little true "cable trouble."

From talking with field engineers from several TV manufacturers and from correspondence with expert technicians in many states, I have found that, in certain places, there really *are* cable problems! So, herewith a follow-up, based on a study of the systems used in CATV, and some of the problems that are encountered. You can identify these without too much trouble, and deal with them. They *do* happen!

Cable systems

Cable TV systems, like Gaul, are divided into three parts. (Should have said "types," but I couldn't resist.) The original systems used a group of antennas on a mountain top, where they could get a strong signal. Each one fed a single-channel preamplifier, the *head-end preamp*. The outputs of these were fed to a wideband amplifier, down the *trunk* cable, and into the distribution system. This used *line amps* at regular intervals, when the signal level dropped below the standard.

That approach worked pretty well. However, there were problems; fading, crosstalk between adjacent channels

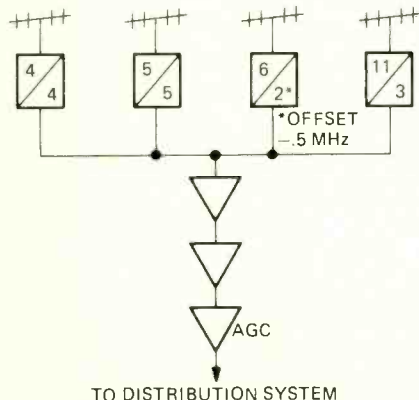


FIG. 1—OLD STANDARD TV HEAD END with one amplifier for each channel and conversion from the high to the low-band vhf channels.

(TV tuners are *not* noted for their razor sharp selectivity!), and worst of all, very high loss on the high-band vhf signals. This is twice as great as the loss of low-band signals. To help this, they used a converter system. Figure 1 shows a typical example of one.

Here we have four channels: 4, 5, 6 and 11. Channels 5 and 6 are adjacent; run at a high level in the cable, so 5 sound interferes with 6 picture. So, channel 6 is converted to channel 2. Now we have no adjacent channels, since there is a 4-MHz gap between 4 and 5. To get rid of the high losses on channel 11, it is converted to channel 3. The channel 2 carrier is "offset" low, by about 0.5 MHz, to help clear adjacent-channel interference with channel 3. This worked pretty well, but confused a lot of subscribers who could not figure out why "I get channel 11 on my set on 2!" etc.

There were signal-strength problems, too, due to fading up or down. The normal answer for this was to add agc to the amplifiers. This helped, but caused a few other problems (naturally)! Automatic gain control works on the peak signal voltage. So, if you have four TV signals going through a wideband amplifier, as in Fig. 2., the agc is




FIG. 2—SINGLE WIDEBAND AMPLIFIER is simpler and cheaper, but has some disadvantages.

going to operate on the highest signal level. Suppose you have a situation where channel 4 is a very strong signal and channel 6 very weak. Then, if the channel 4 signal increases, down goes channel 6 into the mud! This, of course, is in systems where the agc is used on a single wideband amplifier carrying all four channels.

The second version

Up to this point, aside from converting and using gain controls, there was no real "tinkering" with the TV signals. They were converted, but the same process is used in all TV tuners, except that the output was on another

low-band channel instead of on a standard TV i.f. Now, however, a different system was tried out, and this is the one that seems to be causing the most trouble.

It is called "demod/remod," which means that the TV signal is demodulated at the head end, then remodulated onto a fixed-level carrier as in Fig. 3. The idea was to get all signals

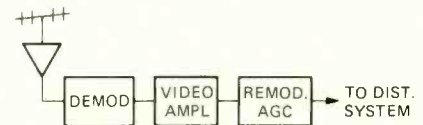


FIG. 3—THE DEMOD/REMODO APPROACH

into the system at the same *rf carrier level*, to make the task of agc control easier. There were also disadvantages here.

In the demod-remod processing, there is a loss of modulation *percentage* on the signal! Under worst-case conditions, the signals could be distorted, so that the normal 75-to-25% video-sync ratio would be upset. In most of these, the maximum modulation percentage was only about 85%. It can also compress the signal, with the inevitable clipping of the vertical sync.

Any slight misadjustment of this system, and you get subscriber complaints—"My picture's good, but it rolls all the time!" (Loss of sync amplitude gets the vertical first.) The only real cure for this would be a setup like that used in a TV station, where an operating engineer sits at a console at all times, watching a monitor scope that displays nothing but the sync/video ratio! (And if *that* monitor gets out of calibration, you've got real problems, believe me.) For four channels, this could mean a monitor and operator for each, which would get expensive, especially in the smaller systems.

The latest version

To get rid of the inherent problems in the first two versions, a new one was developed. This has all of the advantages but none of the disadvantages, of the earlier ones. This is sometimes called a "beat-down/beat-up" system. The signal can be converted, and the *rf* carrier level fixed or varied (offset) if necessary, but the signal is *not* demodulated.

Instead, it is beat down, by mixing it with a fixed oscillator, just as in a TV

and how to pin them down

are great that video, sync or color troubles symptoms. Here is how to identify them.

tuner. This gives us an i.f. signal, which is amplified and then beat back up again. Agc can be used on the i.f. if desired. The beats are produced with the same oscillator, if the signal must come out on its original channel frequency. The output carrier level is fixed, so that all signals go into the system at the same level.

Before this, though, special head-end preamps are used, giving a dual agc action. These cover the whole vhf band, both low and high. At the input and output of each one is a bandpass filter for the channel on which it is used. The amplifier has very high gain, and is agc-controlled. So, the agc in this amplifier works only on the signal level of its own channel, and can be adjusted to make each one come out, for feeding the beat-down-beat-up amplifier, at exactly the same level. Ample reserve gain is provided so that these amplifiers will never be driven into clipping.

The main head-end amplifier feeds the trunk cable. This in turn feeds the distribution network, with line amps at whatever intervals they are needed. These can be agc-controlled, too. The idea of this, in a correctly designed and operated cable system, is to deliver each channel signal to the "house-drop" (subscriber's TV set) at a level somewhere between 1000 and 1500 μ V. This will give an ample signal-to-noise ratio and a snow-free picture.

Identifying cable troubles.

At any rate, here we are again, where we were in September 1972—in the customer's home. The color set has vertical jitter, over-contrasty pictures and poor sync (or something). How can we separate real cable troubles from set trouble? There is always a chance of agc or noise-canceller problems in the set. It may work very well on a 300- μ V signal from an antenna, and go to pot on a 1500- μ V signal from CATV.

The simplest answer, again, is our "substitute cable" or bar-dot generator. Most of these have rf output on at least one low and one high channel. Some cover then all (vhf). The rf output is high, often up to 200,000 μ V. You need a calibration of this output, on at least one channel. This doesn't have to be too precise; just get in the ballpark, between 1000 and 1500 μ V. You can do this on a field-strength meter. Mark the panel so that you can reset the attenuator.

Feed this into the set, on a cross-hatch pattern. If there is any jitter or sync-clipping, this will show it up. The horizontal bars will quickly show up any tendency to vertical jitter, and vertical bars any horizontal sync problems. If the pattern is rock-steady, as it should be, at this input level, the set is cleared, and you can blame it on the cable!

For definite proof, you can read the detected video signal at the set's video detector output, on a scope. At this point, it should have the normal 75/25% video-sync ratio. Check it on all channels; while the amplitude may change slightly, the sync/video ratio must not. Figure 4 shows what you ought to see

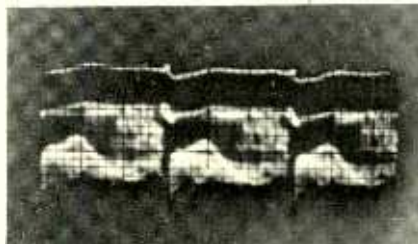


FIG. 4—A NORMAL VIDEO WAVEFORM as seen at the video output, is 25% sync, 75% video.

here. The scope does not have to be calibrated; all you need to do is set the vertical gain for four divisions of the graticule, and see where the black level is; the dividing line between sync and video. Sync compression is very easy to see.

One other possible problem is hum bars, or bending and weaving in the picture; no hum bar in blank raster, or on bar-dot signal. A single bar can be due to heater-cathode shorts in one of the tubes in the nearest line amplifier, if the system still uses tube-type amps. Two hum bars could be due to an open filter capacitor in the power supply, in either type.

The next step.

After you have proven, at least to your own satisfaction, that there is a "cable problem," the next step is to get in touch with the cable system technicians. In most cases, they'll be ready to cooperate with you in finding the cause of the trouble.

Find out what kind of system they use. If it is one of the older systems, they may have some old coax., line amps, and so on. These can cause clip-

ping problems. Or, are they using the demod-remod system, and losing modulation percentage?

If there are problems, and they should refuse to do anything about it, all you can do then is try to organize a "consumer protest." I don't mean marching up and down in front of the cable office with signs reading "Down With Fizzy Pictures!" or "Our Sync Has Sunk." Something like an organized letter writing campaign ought to do it.

Frankly, I don't believe that there are too many cable-system operators who intentionally let their systems run down. Their living depends on having satisfied customers! Engineering advice on the subject is always readily available from all of the companies who build CATV equipment. In fact, any really competent technician can make the tests and measurements, and detect real problems, with the methods just outlined. **R-E**

BENCHTOP YOKE PROTECTOR

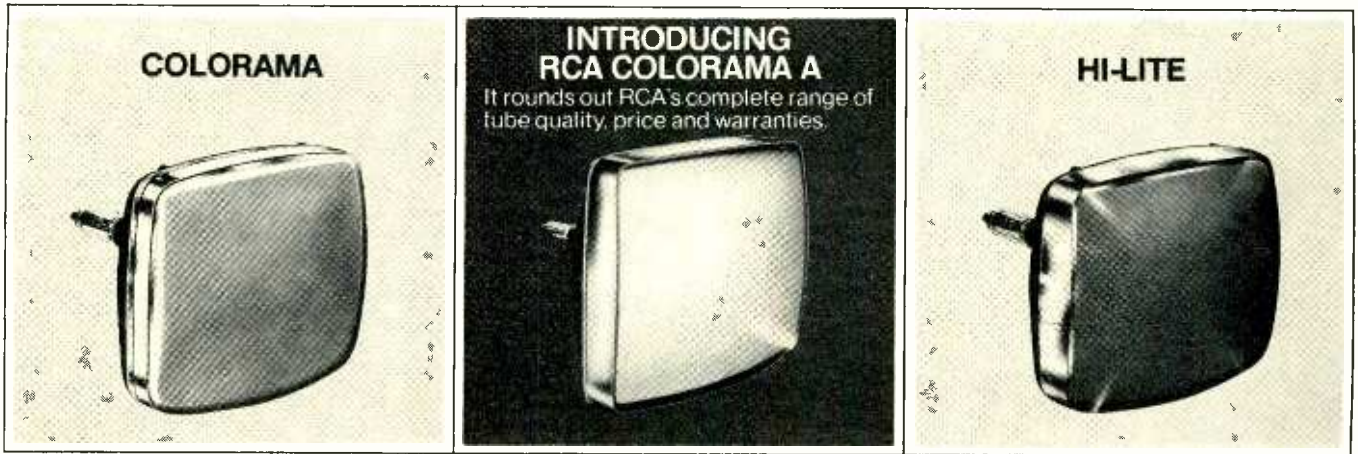
Save yourself money and extra work by protecting those fragile windings of TV deflection yokes from the rough edges of brackets and angles on the rest of the chassis when doing bench work. An effective yoke protector can be easily made from a plastic one-quart detergent bottle—just snip off the upper portion of the bottle with a sturdy knife



or scissors. Smaller-sized plastic bottles can be used for those small-screen black-and-white portables.

Cut the plastic bottle on a diagonal, then the yoke protector can be turned around to provide the most protection and still accommodate the longest or shortest yoke-lead lengths.—*Elmer Carlson*

Now—a middle line of RCA replacement color picture tubes...



Colorama . . . Good

This is RCA's commercial standard color picture tube line. Each tube has a new electron gun. The other components and materials are re-used, after careful inspection to meet RCA's high quality standards.

12 month warranty . . . additional 12 months available.

Colorama A . . . Better

This is RCA's grade "A" line. Every tube is totally remanufactured using the latest all-new rare earth phosphors, new electron gun, and used X-radiation attenuation glass.

18 month warranty . . . additional 12 months available.

Hi-Lite . . . Best

This is RCA's prestige line of all-new color picture tubes. Each incorporates a new electron gun, new X-radiation attenuation glass, latest new rare earth phosphors and Perma-Chrome, for locked-in color purity and uncompromised contrast and brightness.

24 month warranty . . . additional 12 months available.

**And all three lines include
RCA BLACK MATRIX Types,**
the advanced RCA tubes that are as much as 100% brighter than any equivalent non-Matrix picture tube in RCA's history. So get the full choice of color picture tube quality, price and warranties. Make your choice RCA, leader in electronics for the home.



RCA

RCA/Electronic Components/Harrison, N.J. 07029

BUILD

Automatic Noise Eliminator

Tired of kicking up the volume control to overcome noise on a busy road, then having to turn it down again when everything is stopped for light? This Automatic Noise Eliminator solves the problem.

by LARRY WILSON

THIS "SET-IT-AND-FORGET-IT" NOISE eliminator automatically maintains your car radio volume proportionally above the noise level whether on the freeway at 6:00 pm or a residential street at 6:00 am. The Automatic Noise Eliminator eradicates the effects of wind noise, road noise, engine noise, (even back seat driver noise!) by turning up the radio volume to overcome it. If the noise level goes down, radio volume goes down a matching amount.

What this means to you is: at freeway speeds the radio is loud to overcome wind, road, and engine noise and (without twiddling any knobs!) quiet, docile, and non-blare when stopped at the traffic light. This is a true automatic control system that can be built inexpensively in an evening or two.

How it works

The automatic noise eliminator is an automatic feedback control system that compares a wired-in signal to an acoustically coupled signal containing both program and noise, then adjusts radio loudness to maintain a fixed signal-to-noise ratio for the listener. Fig. 1 is a functional block diagram and Fig. 2 a schematic of the instrument.

A pickup—in this case a 2-inch permanent magnet speaker—is placed near the driver and "listens" to whatever the driver hears. Q1 and Q2 amplify the audio from the pickup. The network consisting of C4, D2, D4, C5 and R7 converts the audio into a dc level proportional to the average sound intensity at the pickup. Note that the pickup is exposed to the same environment as the radio listener and "hears" both the radio program, or S, and the combined road, wind, and engine noise, N. The dc level from C5 to ground is proportional to $S + N$.

The reference or feedback channel is brought into T1 by wires connected across the radio speaker. T1 steps up the audio voltage so it can be rectified and filtered to obtain a dc level proportional only to S. D1 and C3 are arranged to make the wired-in signal negative with respect to ground. At C5 we have a dc level proportional to $S + N$, and at C3 a dc level proportional to $-S$. These signals are summed at the base of Q3 to produce $(S + N) + (-S) = N$, a signal proportional only to the ambient noise.

The signal at Q3's collector, then,

ambient noise increases (such as by revving the engine or by driving away), the amplified noise signal drives Q3's collector toward ground reducing lamp current in Q4, increasing PL-1 photocell resistance, and increasing radio volume. The rate at which volume changes in the presence of noise is controlled by the load on Q3. R12 is adjustable to make the radio volume "track" the noise to maintain the selected signal-to-noise ratio over the ambient noise range.

R8, R9, R10, R11, C6, and C7 establish time constants long enough to

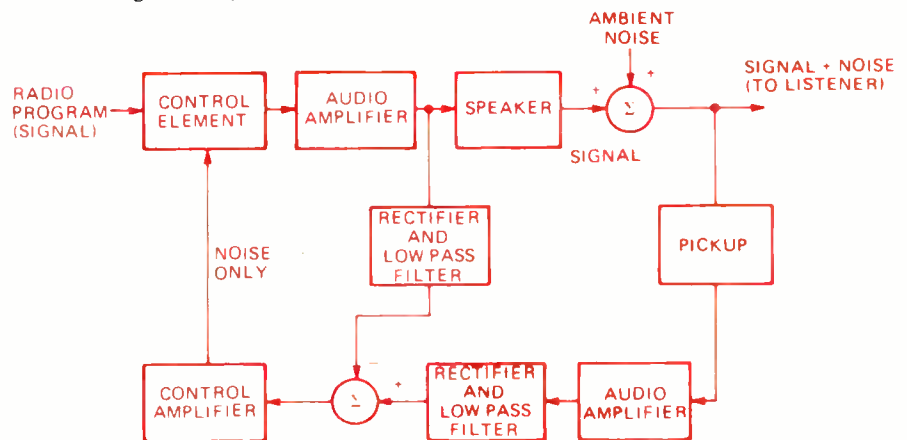


FIG. 1—HOW THE ELIMINATOR WORKS. The microphone at far right picks up a mixture of noise and signal, amplifies and rectifies it. The signal is subtracted from the noise, sending a pure noise signal to the control amplifier. The control element then turns up volume as ambient noise increases.

is proportional to the ambient noise. Q3 drives emitter follower Q4 which in turn drives the lamp/photocell module PL-1. The photocell (photoresistor) is connected across the radio's volume control (through R16) in voltage divider fashion such that the brighter the lamp the lower the photocell resistance and the lower the volume. With no noise at the pickup, Q3's collector will be at supply voltage and the lamp will be its brightest. As

prevent volume fluctuations due to silences and pauses. The ratio of $R9 + R11$ to $R8 + R10$ sets the signal-to-noise ratio (and dynamic range). R6 allows the $-S$ signal to be balanced with the $+S$ signal to assure that the N signal is all that is amplified by Q3. R1 and D3 compensate the base-emitter forward voltage drop to provide true class-B operation over the temperature range. Q5 and R12 reduce collector voltage drift with tempera-

ture by functioning as an active load for Q3 that varies with beta variations.

Since the radio's volume control is rendered ineffective R16 is added to control the static or noise-free volume.

Constructing the eliminator

The noise eliminator can be assembled on the printed-circuit board shown in Fig. 3, or on Vector board

using the layout shown in Fig. 4. Layout is not critical but it is a good idea to keep the speaker and volume control circuits separated to prevent feedback. Use shielded cable throughout for the radio volume control circuit, and make sure that the phono plug does not ground against the chassis. The feedback control (R6 and the tracking control R12) should be

mounted "up front" for ready access, as the final adjustments are best made with the eliminator installed in the car.

Mount the speaker (pickup) in a plastic lid from a medium sized aerosol can, as shown in Fig. 5. The base shown in the figure is carved from wood and painted. You can also make the PL-1 module yourself (Fig. 6). Choose a CdS cell that has a 1-megohm minimum dark resistance, and a lamp rated at about 10 volts. Photocell resistance should be about 500 ohms with 12 to 15 mA flowing through the lamp.

Installing the unit

Since R16 replaces the radio volume control, the noise eliminator should be mounted in a handy location, such as under the dash near the driver, so pickup and driver "hear" the same things. If possible, the pickup should be exposed to the wind noise (if wind noise is to be eliminated). A good location is on the console or drive shaft tunnel between the bucket seats. You can hide the pickup under the front seat, but this tends to shield it from wind noise and will reduce effectiveness.

Use double-sided transparent or masking tape to keep the pickup from sliding about. (It's important that the pickup doesn't move once adjustments have been completed). Miniature audio zip cord connects the pickup to the circuit board inconspicuously.

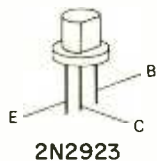
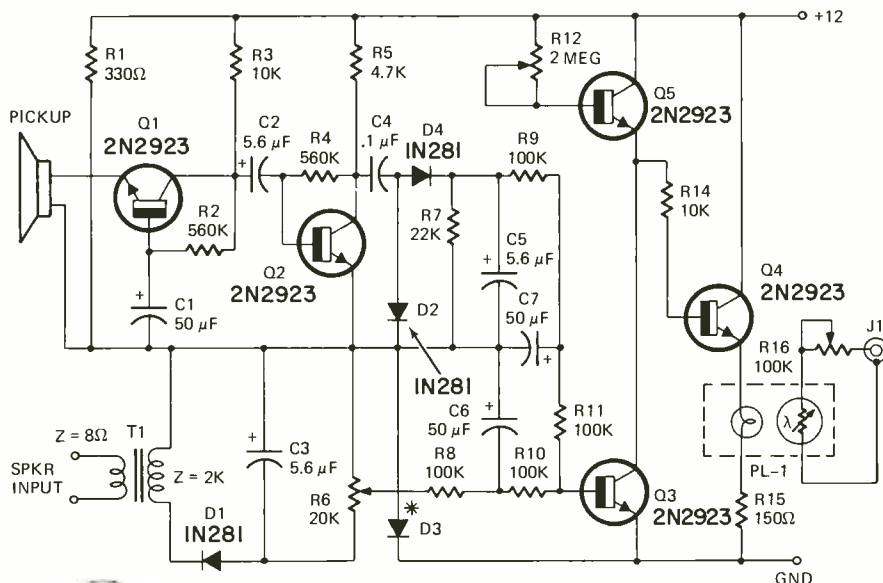


FIG. 2—SCHEMATIC FORM of the Fig. 1 block diagram. Only one transistor type is used. The volume is controlled with a lamp/photocell unit.

* SEE TEXT

PARTS LIST

- R1—330 ohms, 1/2 watt
- R2, R4—560,000 ohms, 1/2 watt
- R3, R14—10,000 ohms, 1/2 watt
- R5—4,700 ohms, 1/2 watt
- R6—20,000-ohm trimmer potentiometer, linear taper (Mallory MTC24L1 or similar)
- R8, R9, R10, R11—100,000 ohms, 1/2 watt
- R12—2-megohm trimmer pot, linear taper (Mallory MTC26L1 or similar)

- R15—150 ohms, 1/2 watt
- R16—100,000-ohm pot, audio taper
- C1, C6, C7—50 μ F, 6 V, electrolytic
- C2, C3, C5—5.6 μ F, 25 V, electrolytic
- C4—0.1 μ F
- D1, D2, D4—1N281 or similar general-purpose germanium diode
- D3—Any general-purpose silicon diode
- J1—RCA phono jack

- Pickup—2-inch PM speaker, 80-100 ohm voice coil
- PL-1—Vactec VT10030 Vactrol photocell-lamp module. See text and Fig. 6.
- Q1 through Q5—2N2923
- T1—miniature audio output transformer, 8 ohm secondary, 500-2,000-ohm primary.
- Miscellaneous—4 x 2 1/4 x 2 1/4-inch utility box, miniature audio zip cord, etched circuit board.

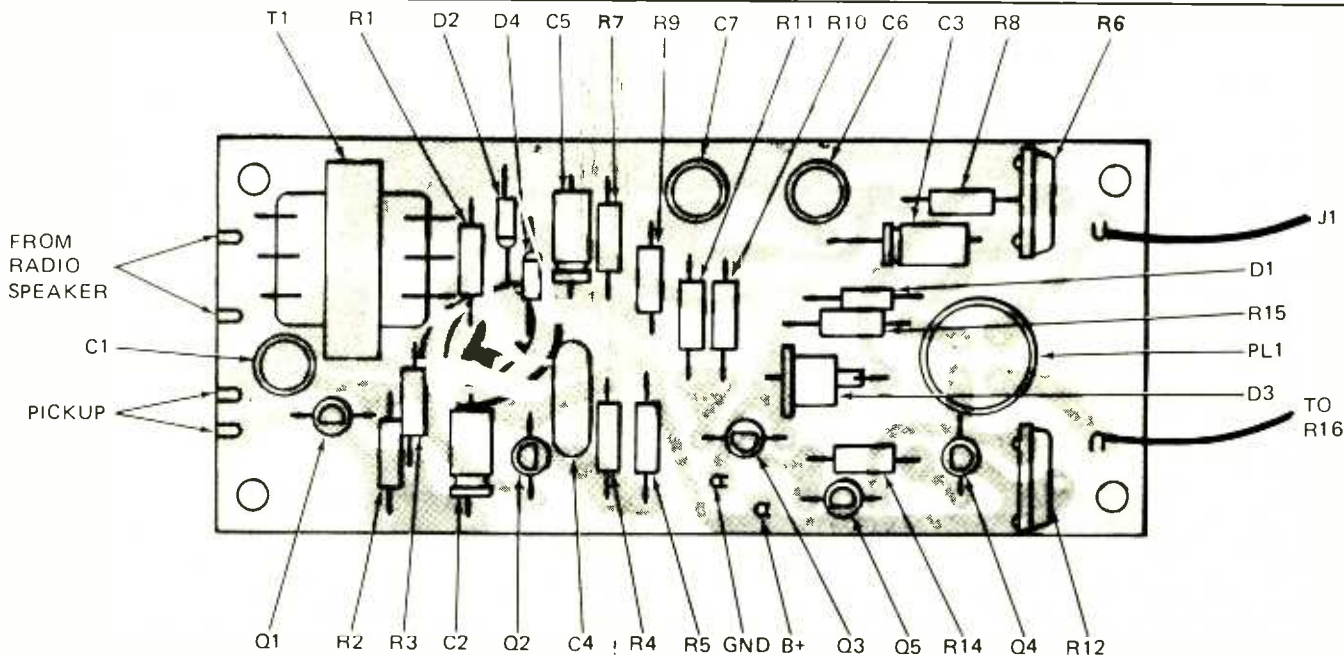


FIG. 4—TOP SIDE OF THE PC BOARD. Parts placements is clearly shown.

Once the eliminator is in place connect the two wires from T1 to the radio speaker terminals. Connect the power leads (B+ and ground) to the switched side of the ignition switch. If possible, tap into the same wire that powers the radio and after the fuse. For positive-ground cars simply observe the proper polarities when installing.

Radio modification

Your car radio requires a minor modification to work with the noise

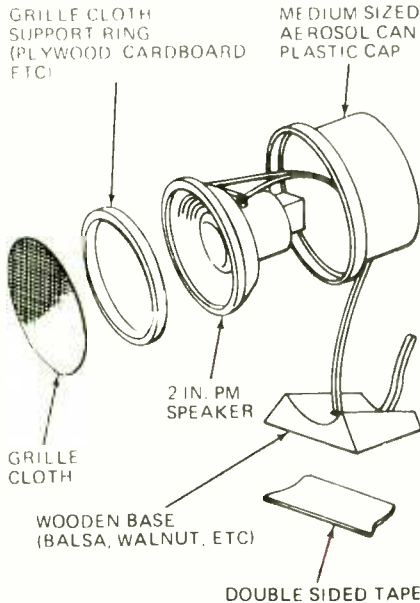
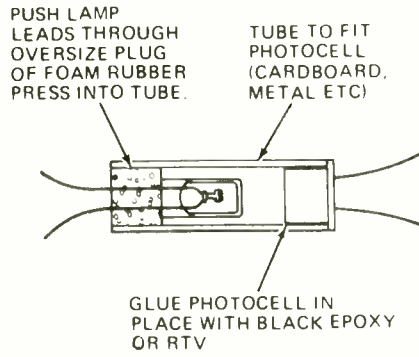


FIG. 5—THE MICROPHONE PICKUP is actually a small loudspeaker mounted in the top of an aerosol spray can.

eliminator. Remove the radio from the car and expose the volume control. Basically, there are two types of volume control circuits used by the different manufacturers, as shown in Fig. 7. For many radios simply connect the inner conductor of a shielded cable to the volume control wiper (center terminal) and the shield braid to the low side (left hand terminal looking at the rear of the control). Do not let the shield braid touch chassis ground! Delco radios require different treatment. Add the resistor-capacitor net-



NOTE: CHOOSE A CdS TYPE PHOTOCELL THAT HAS A 1MEGOHM MINIMUM DARK RESISTANCE. THE LAMP AND PHOTOCELL COMBINATION SHOULD GIVE 500 OHMS CELL RESISTANCE WITH 12 15 MILLIAMPS FLOWING THROUGH LAMP. THE LAMP SHOULD BE RATED AT ABOUT 10 VOLTS

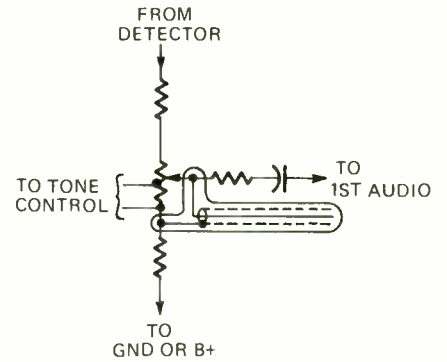
FIG. 6—YOU CAN MAKE YOUR OWN photocell unit if parts are available.

work noted in Fig. 7. If there is room in the radio, you may want to install an insulated phono jack for later plug-in convenience. Otherwise, attach a phono plug on the free end of the cable. Make sure the cable is long enough to plug into the installed eliminator.

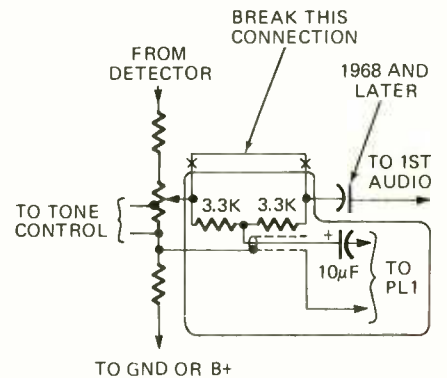
Initial adjustments

First adjust feedback pot R6. With power applied to both the radio and the eliminator and R12 set at about midrange, turn up the radio volume control almost to maximum (if the eliminator is working properly, the volume control should have no effect until nearly at maximum). Back the control up slightly when volume does begin to increase. Whistle steadily into the pickup and adjust R6 with an insulated tool until the volume slowly increases then levels off and then decreases as you whistle, then stop. Should radio volume increase exponentially to maximum loudness adjust R6 for more negative feedback until the eliminator "takes hold" and cuts volume back. Use a portable FM radio tuned between stations for a noise source rather than whistling if you like. Now set the tracking control

R12 until the volume gets louder and louder smoothly as the noise increases. Improper adjustment of R12 will



7-a) TYPE 1 VOLUME CONTROL ARRANGEMENT. USED BY FORD, CHRYSLER CORP., RAMBLER. SIMPLY ADD THE SHIELDED CABLE (SHOWN CIRCLED). DO NOT LET THE SHIELD BRAID TOUCH CHASSIS GROUND!



7-b) TYPE 2. USED BY GENERAL MOTORS. ADD THE TWO 3.3K RESISTORS INSIDE THE RADIO, THE 10µF CAPACITOR INSIDE THE NOISE ELIMINATOR. THIS METHOD IS SATISFACTORY FOR NEARLY ALL RADIOS AND CAN BE USED WHERE ANY DOUBT EXISTS ABOUT CIRCUIT TYPE.

FIG. 7—CAR RADIO VOLUME CONTROL arrangements. 7-a is used by Ford, Chrysler and Rambler; 7-b is the circuit in G-M cars, and shows the modifications necessary for them, or for radios where the circuit type is uncertain.

cause the volume either to lead or lag the noise more and more as noise increases. This adjustment is perhaps best made during a test drive (take a friend along and let him adjust while you drive for safety's sake).

Properly adjusted, the noise eliminator will keep you happily listening to an auto radio that is always at the proper volume whether blasting down the freeway with the top down or creeping through downtown traffic waiting for the lights to change. R-E

AD CORRECTION

In the Leader ad which appeared in both the October and December 1973 issues, the price shown for the LSG-231 FM multiplex stereo generator was incorrect. The correct price should have been \$299.95.





FIG. 3—FULL-SIZE CIRCUIT BOARD. You can copy it or use your own layout on Vector or Vero board.

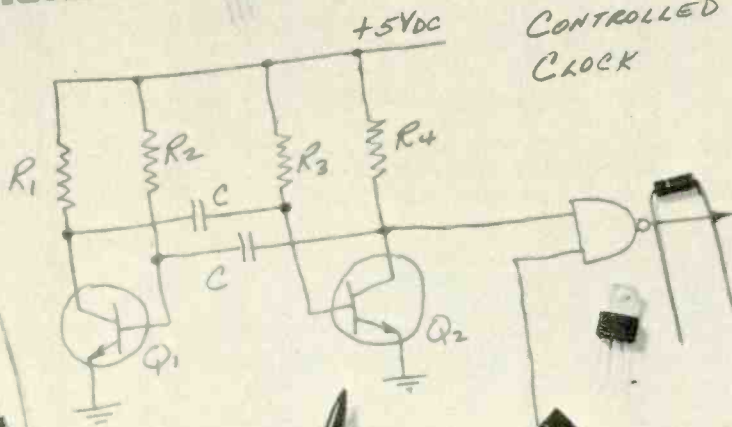
CREI—the only home-study college-level training

and now



CREI

COMPARATOR
CONTROLLED
CLOCK



INPUT
REF.

$$R_1 = R_4$$
$$R_2 = R_3 = R$$

$$T = .7RC$$

$$f = \frac{1}{2T}$$



program which gives you in electronic circuit design

only CREI offers you a complete college-level Electronic Design Laboratory to speed your learning

Electronic circuit design—source of all new development in the application of electronics to new products and services. Without this skill, we would be unable to monitor the heartbeat of men in space. Without it, the computer revolution would never have occurred. And we would have yet to see our first TV show. *Yet, only CREI teaches electronic circuit design at home.*

ELECTRONIC CIRCUIT DESIGN

A key skill which paces our nation's progress in countless fields—from pollution control to satellite tracking to modern medicine to exploring the ocean's depths. And beyond. A skill which *you* must have to move to the top in advanced electronics.

CREI programs open up new worlds of opportunity for you.

In addition to electronic circuit design, CREI provides you with a full advanced electronics education in any of thirteen fields of specialization you choose. Communications, computers, space operations, television, nuclear power, industrial electronics—to mention just a few of the career fields for which CREI training is qualifying. With such preparation, you will have the background for a career which can take you to the frontiers of the nation's most exciting new developments. And around the world.

This free book can change your life. Send for it.

If you are a high-school graduate (or equivalent) and have previous training or experience in electronics, then you are qualified to enroll in a CREI program to move you ahead in advanced electronics.



Send now for our full-color, eighty page book on careers in advanced electronics. In it, you will find full facts on the exciting kinds of work which CREI programs open up to you. And full facts on the comprehensive courses of instruction, the strong *personal* help, and the professional laboratory equipment which CREI makes available to you. All at a surprisingly low tuition cost.

And when you have it, talk with your employer about it.

Tell him you're considering enrolling with CREI. He'll undoubtedly be happy to know you are planning to increase your value to him. *And he may offer to pay all or part of your tuition cost.* Hundreds of employers and government agencies do. Large and small. Including some of the giants in electronics. *If they are willing to pay for CREI training for their employees, you know it must be good.*

Send for Advanced Electronics today. You'll be glad you did.



CREI Dept. E 1405-E
3939 Wisconsin Avenue
Washington, D.C. 20016

Rush me your FREE book describing my opportunities in advanced electronics. I am a high school graduate.

Name _____ Age _____

Address _____

City _____ State _____ ZIP _____

If you have previous training in electronics, check here

Employed by _____

Type of Present Work _____

Veterans and servicemen, check here for G. I. Bill information

CREI

**CAPITOL
RADIO
ENGINEERING
INSTITUTE**

WASHINGTON, D.C. 20016

R-E's Service Clinic

The Variac— a handy servicing aid

*Catch intermittents
by juggling the
supply voltage.*

by JACK DARR
SERVICE EDITOR

THE WORD "VARIAC" IS A REGISTERED trademark of the General Radio Co., which makes a lot of very high quality instruments. ("Vary-ac", so it means just what it says.) This is a variable voltage-output transformer, usually made like a toroid, with a slider around the top, to select the desired output voltage. Most of them are actually autotransformers with a sliding tap. Most of us say Variac when we mean any variable-voltage transformer, but GR might not like it, so I'd better use VVT, since there are quite a few different makes available now.

At any rate, this thing can be one of the most versatile, and useful, pieces of test equipment in any electronics service shop. In fact, it could be called invaluable for men working with solid-state equipment. Let's look at a few of the things it can do.

Here's one that comes in regularly in the Service Clinic mailbag: "I've just replaced all four big power transistors in this amplifier, and I'm afraid to turn it on!" That's a condensed version, of course, but you know—you've been there. So have I. Here's an easy way to avoid a heavy financial loss and some grey hairs, in cases like this.

Open the collector power supply circuit, or the main dc supply circuit, and hook in a suitable dc ammeter. Now, plug the thing into the VVT. Set this to zero volts and turn the equipment switch on. Now, start bringing the ac voltage up a little at a time, watching that ammeter like a hawk. Let's say that the normal resting current (no signal) on this amplifier is 1.0 A.

When you get the line voltage up to around 50 volts, you see that you're already drawing 1.3 A!

This is the time to "Back off!" Stop right there and investigate. You have *still* got a problem! With symptoms like this, the most likely thing would be a bad bias diode, emitter resistor, or shorted driver transistor (in the common direct-coupled circuits) Something is playing heck with the *bias* on those four big (new!) output transistors. Since they're taking more rest current than they should, with the supply voltage only half normal, the chances are that they *would* blow out if you slapped the full line voltage on them without checking!

By reducing the input voltage, you reduce the dc supply voltage in direct proportion, in sets with solid-state rectifiers. Even with tube rectifiers, this method will still work. You can hold the *power* dissipation in output stages, or any high-power stage, down to a

safe level without resorting to the famous "smoke test".

In solid-state circuits, you can read the bias voltages, collector voltages, etc, and get an idea of what they would do at normal voltage. In other words, if the supply is half normal, the bias ought to be about the same percentage, and so on. The most important thing is the *current* drain, since this is the main figure in the I^2R power formula.

You'll be surprised; a great bulk of this type of equipment will *work* very well at
(continued on page 61)

R-E's Substitution guide for replacement transistors

PART XV

compiled by

ROBERT & ELIZABETH SCOTT

- ARCH—Indicates the Archer brand of semiconductors sold only by Radio Shack and Allied Radio stores. Allied Radio Shack, 2725 W. 7th St., Ft. Worth, Texas 76107
- DM—D. M. Semiconductor Co., P.O. Box 131, Melrose, Mass. 02176
- G-E—General Electric Co., Tube Product Div., Owensboro, Ky. 42301
- ICC—International Components, 10 Daniel Street, Farmingdale, N.Y. 11735
- IR—International Rectifier, Semiconductor Div., 233 Kansas St., El Segundo, Calif. 90245
- MAL—Mallory Distributor Products Co., 101 S. Parker, Indianapolis, Ind. 46201
- MOT—Motorola Semiconductors, Box 2963, Phoenix, Ariz. 85036
- RCA—RCA Electronic Components, Harrison, N.J. 07029
- SPR—Sprague Products Co., 65 Marshall St., North Adams, Mass. 01247
- SYL—Sylvania Electric Corp., 100 1st Ave., Waltham, Mass. 02154
- WOR—Workman Electronic Products, Inc., Box 3828, Sarasota, Fla. 33578
- ZEN—Zenith Sales Co., 5600 W. Jarvis Ave., Chicago, Ill. 60648

Radio-Electronics has done its utmost to insure that the listings in this directory are as accurate and reliable as possible; however, no responsibility is assumed by Radio-Electronics for its use. We have used the latest manufacturers material available to us and have asked each manufacturer covered in the listing to check its accuracy. Where we have been supplied with corrections, we have updated the listing to include them. The first part of this Guide appeared in March 1973.

This column is for your service problems—TV, radio, audio or general and industrial electronics. We answer all questions individually by mail, free of charge and the more interesting ones will be printed here.

If you're really stuck, write us. We'll do our best to help you. Don't forget to enclose a stamped, self-addressed envelope. If return postage is not included, we cannot process your question. Write: Service Editor, Radio-Electronics, 200 Park Ave. South, New York 10003.

	ARCH	DM	G-E	ICC	IR	MAL	MOT	RCA	SPR	SYL	WOR	ZEN
2N3170	NA	TS-5005	NA	ICC-S5005	NA	NA	HEP-S5005	NA	NA	NA	WEP WS5005	NA
2N3171	NA	T-248	GE-74	ICC-248	TR-29	NA	HEP-248	NA	NA	NA	NA	NA
2N3172	NA	T-248	GE-74	ICC-248	TR-29	NA	HEP-248	NA	NA	NA	NA	NA
2N3173	NA	TS-5006	GE-74	ICC-S5006	NA	NA	HEP-S5006	NA	NA	NA	WEP WS5007	NA
2N3174	NA	TS-5005	GE-74	ICC-S5005	NA	NA	HEP-S5005	NA	NA	NA	WEP WS5005	NA
2N3175	NA	TS-5008	NA	ICC-S5008	NA	NA	HEP-S5008	NA	NA	NA	WEP WS5005	NA
2N3176	NA	TS-5002	NA	ICC-S5002	NA	NA	HEP-S5002	NA	NA	NA	WEP WS5005	NA
2N3177	NA	TS-5005	NA	ICC-S5005	NA	NA	HEP-S5005	NA	NA	NA	WEP WS5005	NA
2N3178	NA	TS-5005	NA	ICC-S5005	NA	NA	HEP-S5005	NA	NA	NA	WEP WS5005	NA
2N3179	NA	TS-5008	NA	ICC-S5008	NA	NA	HEP-S5008	NA	NA	NA	WEP WS5005	NA
2N3180	NA	TS-5002	NA	ICC-S5002	NA	NA	HEP-S5002	NA	NA	NA	WEP WS5005	NA
2N3181	NA	TS-5005	NA	ICC-S5005	NA	NA	HEP-S5005	NA	NA	NA	WEP WS5005	NA
2N3182	NA	TS-5005	NA	ICC-S5005	NA	NA	HEP-S5005	NA	NA	NA	WEP WS5005	NA
2N3183	NA	T-248	GE-74	ICC-248	TR-29	NA	HEP-248	NA	NA	NA	NA	NA
2N3184	NA	T-248	GE-74	ICC-248	TR-29	NA	HEP-248	NA	NA	NA	NA	NA
2N3185	NA	TS-5001	GE-74	ICC-S5005	NA	NA	HEP-S5005	NA	NA	NA	WEP WS5005	NA
2N3186	NA	TS-5005	GE-74	ICC-S5005	NA	NA	HEP-S5005	NA	NA	NA	WEP WS5005	NA
2N3187	NA	TS-5008	NA	ICC-S5008	NA	NA	HEP-S5008	NA	NA	NA	WEP WS5005	NA
2N3188	NA	TS-5002	NA	ICC-S5002	NA	NA	HEP-S5002	NA	NA	NA	WEP WS5005	NA
2N3189	NA	TS-5005	NA	ICC-S5005	NA	NA	HEP-S5005	NA	NA	NA	WEP WS5005	NA
2N3190	NA	TS-5005	NA	ICC-S5005	NA	NA	HEP-S5005	NA	NA	NA	WEP WS5005	NA
2N3191	NA	TS-5008	NA	ICC-S5008	NA	NA	HEP-S5008	NA	NA	NA	WEP WS5005	NA
2N3192	NA	TS-5002	NA	ICC-S5002	NA	NA	HEP-S5002	NA	NA	NA	WEP WS5005	NA
2N3193	NA	TS-5005	NA	ICC-S5005	NA	NA	HEP-S5005	NA	NA	NA	WEP WS5005	NA
2N3194	NA	TS-5005	NA	ICC-S5005	NA	NA	HEP-S5005	NA	NA	NA	WEP WS5005	NA
2N3195	NA	T-248	GE-74	ICC-248	TR-29	NA	HEP-248	NA	NA	NA	NA	NA
2N3196	NA	T-248	GE-74	ICC-248	TR-29	NA	HEP-248	NA	NA	NA	NA	NA
2N3197	NA	TS-5005	GE-74	ICC-S5005	NA	NA	HEP-S5005	NA	NA	NA	WEP WS5005	NA
2N3198	NA	TS-5005	GE-74	ICC-S5005	NA	NA	HEP-S5005	NA	NA	NA	WEP WS5005	NA
2N3199	NA	T-700	GE-69	ICC-700	NA	PTC 124	HEP-700	NA	NA	NA	WEP WS5007	NA
2N3200	NA	TS-5007	GE-69	ICC-S5007	NA	NA	HEP-S5007	NA	NA	NA	WEP WS5007	ZEN 211
2N3201	NA	TS-5006	NA	ICC-S5006	NA	NA	HEP-S5006	NA	NA	NA	WEP WS5007	NA
2N3202	RS276-2025	T-242	NA	ICC-242	NA	PTC 111	HEP-242	SK-3025	RT-115	ECG 129	WEP 242	NA
2N3203	RS276-2025	T-242	NA	ICC-242	NA	PTC 111	HEP-242	SK 3025	RT-115	ECG 129	WEP 242	NA
2N3204	NA	TS-3003	NA	ICC-S3003	NA	PTC 111	HEP-S3003	NA	NA	NA	NA	NA
2N3205	NA	TS-3031	GE-69	NA	NA	NA	HEP-S5007	NA	NA	NA	NA	NA
2N3206	NA	TS-3031	GE-69	NA	NA	NA	HEP-S5007	NA	NA	NA	NA	NA
2N3207	NA	NA	NA	NA	NA	NA	HEP-S5006	NA	NA	NA	NA	NA
2N3208	RS276-2025	T-242	NA	ICC-242	NA	PTC 111	HEP-242	SK 3025	RT-115	ECG 129	WEP 242	NA
2N3209	NA	T-52	GE-21	ICC-52	TR-20	NA	HEP-52	SK 3118	RT-126	ECG 106	WEP 52	NA
2N3210	RS276-2009	T-53	GE-20	ICC-53	IRTR-64	PTC 136	HEP-53	SK 3122	RT-102	ECG 123A	WEP 735	ZEN 102
2N3211	RS276-2009	T-53	GE-20	ICC-53	NA	PTC 136	HEP-53	SK 3122	RT-102	ECG 123A	WEP 735	ZEN 102
2N3212	NA	T-235	GE-25	NA	TR-01	PTC 105	NA	SK 3009	RT-127	ECG 121	WEP 232	NA
2N3213	NA	T-232	GE-16	NA	TR-01	PTC 105	NA	SK 3009	RT-127	ECG 121	WEP 232	NA
2N3214	NA	T-232	GE-16	NA	TR-01	PTC 105	NA	SK 3009	RT-127	ECG 121	WEP 232	NA
2N3215	NA	T-232	GE-16	NA	TR-01	PTC 105	NA	SK 3009	RT-127	ECG 121	WEP 232	NA
2N3216	NA	T-2	GE-1	ICC-2	IRTR-84	PTC 109	HEP-2	NA	NA	ECG 160	WEP 637	ZEN 300
2N3217	RS276-2023	T-52	GE-22	ICC-52	TR-20	PTC 103	HEP-52	SK 3114	RT-115	ECG 159	WEP 717	NA
2N3218	RS276-2023	T-52	GE-22	ICC-52	TR-20	PTC 103	HEP-52	SK 3114	RT-115	ECG 159	WEP 717	NA
2N3219	RS276-2023	T-52	GE-21	ICC-52	TR-27	PTC 103	HEP-52	SK 3114	RT-115	ECG 159	WEP 717	NA
2N3224	NA	TS-3031	GE-21	ICC-S3031	NA	PTC 127	HEP-S3031	NA	NA	NA	WEP WS3031	NA
2N3225	NA	TS-3031	NA	ICC-S3031	NA	PTC 127	HEP-S3031	NA	NA	NA	WEP WS3031	NA
2N3226	NA	T-247	NA	ICC-247	TR-26	PTC 119	HEP-247	NA	RT-131	ECG 130	WEP 247	NA
2N3227	RS276-2011	T-56	NA	ICC-56	TR-21	PTC 133	HEP-56	SK 3039	RT-113	ECG 108	WEP 56	ZEN 104
2N3228	NA	SR-1221	GEMR-4	ICC-R1221	IR-1776	NA	HEP-R1221	SK 3502	NA	ECG 122	NA	NA
2N3229	NA	TS-3020	GE-66	NA	NA	NA	NA	NA	NA	NA	NA	NA
2N3232	NA	T-247	NA	ICC-247	IRTR-59	PTC 118	HEP-247	NA	RT-131	ECG 130	WEP-247	NA
2N3233	NA	TS-5004	GE-75	ICC-S5004	TR-36	PTC 118	HEP-S5004	NA	NA	ECG 130	WEP-247	NA
2N3234	NA	T-707	NA	ICC-707	IRTR-61	PTC 118	HEP-707	NA	NA	NA	WEP-707	ZEN 204
2N3235	NA	T-704	NA	ICC-704	TR-36	PTC 140	HEP-704	NA	NA	NA	WEP-247	NA
2N3236	NA	T-704	GE-75	ICC-704	TR-36	PTC 140	HEP-704	NA	NA	NA	WEP-247	NA
2N3237	NA	TS-7000	GE-75	ICC-S7000	TR-36	NA	HEP-S7000	NA	NA	NA	WEP-7000	NA
2N3238	NA	T-704	GE-75	ICC-704	TR-36	PTC 140	HEP-704	NA	NA	NA	WEP-247	NA
2N3239	NA	T-704	GE-75	ICC-704	TR-36	PTC 140	HEP-704	NA	NA	NA	WEP-247	NA
2N3241	RS276-2009	T-53	GE-20	ICC-53	NA	PTC 121	HEP-53	SK 3124	RT-102	ECG 123A	WEP-735	ZEN 102
2N3242	RS276-2009	T-50	GE-20	ICC-50	NA	PTC 121	HEP-50	SK 3124	RT-102	ECG 123A	WEP-735	ZEN 100
2N3244	NA	TS-3027	GE-67	ICC-S3027	IRTR-65	NA	HEP-S3027	NA	NA	NA	WEP-S3027	NA
2N3245	NA	TS-3031	GE-67	ICC-S3031	TR-65	PTC 131	HEP-S3031	SK 3118	RT-126	ECG 106	WEP-52	NA
2N3246	RS276-2009	T-50	GE-62	ICC-50	NA	PTC 121	HEP-50	SK 3124	RT-102	ECG 123A	WEP-735	ZEN 100
2N3247	RS276-2009	T-53	GE-20	ICC-53	NA	PTC 133	HEP-53	SK 3124	RT-102	ECG 123A	WEP-735	ZEN 102
2N3248	RS276-2009	T-52	GE-22	ICC-52	NA	PTC 103	HEP-52	SK 3114	RT-115	ECG 159	WEP-717	NA
2N3249	RS276-2009	T-52	GE-21	ICC-52	NA	PTC 103	HEP-52	SK-3114	RT-115	ECG 159	WEP-717	NA
2N3250	RS276-2009	T-52	GE-21	ICC-52	TR-20	PTC 103	HEP-52	SK 3114	RT-115	ECG 159	WEP-717	NA
2N3251	RS276-2009	T-52	GE-21	ICC-52	NA	PTC 103	HEP-52	SK 3114	RT-115	ECG-159	WEP-717	NA
2N3252	NA	TS-3001	GE-63	ICC-S3001	IRTR-25	NA	HEP-S3001	NA	NA	NA	NA	NA

NA=NOT AVAILABLE

(turn page)

	ARCH	DM	G-E	ICC	IR	MAL	MOT	RCA	SPR	SYL	WOR	ZEN
2N3253	NA	TS-3001	GE-28	ICC-S3001	NA	NA	HEP-S3001	NA	NA	NA	NA	NA
2N3257	NA	SR-1001	NA	ICC-R1001	NA	NA	HEP-R1001	NA	NA	NA	NA	NA
2N3258	NA	SR-1001	NA	ICC-R1001	NA	NA	HEP-R1001	NA	NA	NA	NA	NA
2N3259	NA	SR-1002	NA	ICC-R1002	NA	NA	HEP-R1002	NA	NA	ECG 5401	NA	NA
2N3261	RS276-2009	T-53	GE-20	ICC-53	IRTR-64	PTC 136	HEP-53	SK 3122	RT-102	ECG 123A	WEP-735	ZEN 102
2N3262	NA	T-714	NA	ICC-714	IRTR-65	PTC 144	HEP-714	SK 3024	NA	ECG 128	WEP-243	NA
2N3267	RS276-2003	T-3	GE-9	ICC-3	TR-17	PTC 107	HEP-3	NA	NA	ECG 160	WEP-637	ZEN 301
2N3268	RS276-2009	T-53	GE-27	ICC-53	NA	PTC 144	HEP-53	SK 3124	RT-100	ECG 123	WEP-53	ZEN 302
2N3277	NA	T-803	NA	ICC-803	NA	NA	HEP-803	NA	NA	NA	NA	NA
2N3278	NA	T-803	NA	ICC-803	NA	NA	HEP-803	NA	NA	NA	NA	NA
2N3279	RS276-2003	T-3	GE-51	ICC-3	TR-17	PTC 107	HEP-3	NA	NA	ECG 160	WEP-637	ZEN 301
2N3280	RS276-2003	T-3	GE-51	ICC-3	TR-17	PTC 107	HEP-3	NA	NA	ECG 160	WEP-637	ZEN 301
2N3281	RS276-2003	T-3	GE-51	ICC-3	TR-17	PTC 107	HEP-3	NA	NA	ECG 160	WEP-637	ZEN 301
2N3282	RS276-2003	T-3	GE-51	ICC-3	TR-17	PTC 107	HEP-3	NA	NA	ECG 160	WEP-637	ZEN 301
2N3283	RS276-2003	T-3	GE-50	ICC-3	TR-17	PTC 107	HEP-3	NA	NA	ECG 160	WEP-637	ZEN 301
2N3284	RS276-2003	T-3	GE-50	ICC-3	TR-17	PTC 107	HEP-3	NA	NA	ECG 160	WEP-637	ZEN 301
2N3285	RS276-2003	T-3	GE-50	ICC-3	TR-17	PTC 107	HEP-3	NA	NA	ECG 160	WEP-637	ZEN 301
2N3286	RS276-2003	T-3	GE-50	ICC-3	TR-17	PTC 107	HEP-3	NA	NA	ECG 160	WEP-637	ZEN 301
2N3287	RS276-2011	T-56	GE-61	ICC-56	IRTR-80	PTC 121	HEP-56	SK 3018	RT-113	ECG 161	WEP-719	ZEN 104
2N3288	RS276-2011	T-56	GE-61	ICC-56	IRTR-80	PTC 121	HEP-56	SK 3018	RT-113	ECG 161	WEP-719	ZEN 104
2N3289	RS276-2011	T-56	GE-61	ICC-56	IRTR-80	PTC 121	HEP-56	SK 3019	RT-113	ECG 161	WEP-719	ZEN 104
2N3290	RS276-2011	T-56	GE-61	ICC-56	IRTR-80	PTC 121	HEP-56	SK 3019	RT-113	ECG 161	WEP-719	ZEN 104
2N3291	RS276-2011	T-56	GE-61	ICC-56	IRTR-80	PTC 115	HEP-56	SK 3019	RT-113	ECG 161	WEP-719	ZEN 104
2N3292	RS276-2011	T-56	GE-61	ICC-56	IRTR-80	PTC 115	HEP-56	SK 3019	RT-113	ECG 161	WEP-719	ZEN 104
2N3293	RS276-2011	T-56	GE-61	ICC-56	IRTR-80	PTC 115	HEP-56	SK 3019	RT-113	ECG 161	WEP-719	ZEN 104
2N3294	RS276-2011	T-56	GE-61	ICC-56	IRTR-80	PTC 115	HEP-56	SK 3019	RT-113	ECG 161	WEP 719	ZEN 104
2N3295	NA	TS-3008	GE-63	ICC-S3008	TR-25	NA	HEP-S3008	NA	NA	NA	NA	NA
2N3296	NA	TS-3020	GE-28	NA	IRTR-66	PTC 110	NA	NA	NA	NA	NA	NA
2N3297	NA	T-247	GE-19	NA	NA	PTC 119	NA	NA	NA	NA	NA	NA
2N3298	NA	T-713	GE-10	ICC-713	NA	PTC 121	HEP-713	NA	NA	NA	WEP-712	NA
2N3299	NA	TS-3008	GE-18	ICC-S3008	NA	PTC 125	HEP-S3008	NA	NA	NA	NA	NA
2N3300	NA	TS-3008	NA	ICC-S3008	IRTR-63	NA	HEP-S3008	NA	NA	NA	NA	NA
2N3301	RS276-2009	T-736	GE-20	ICC-736	TR-21	PTC 136	HEP-736	SK 3122	RT-102	ECG 123A	WEP-735	ZEN 120
2N3302	RS276-2009	T-736	GE-20	ICC-736	TR-21	PTC 136	HEP-736	SK 3122	RT-102	ECG 123A	WEP-735	ZEN 120
2N3303	NA	TS-3001	NA	ICC-S3001	NA	NA	HEP-S3001	NA	NA	NA	NA	NA
2N3304	NA	T-51	GE-21	NA	NA	PTC 131	NA	NA	RT-126	ECG 106	WEP-52	NA
2N3305	RS276-2021	T-51	GE-21	ICC-51	TR-19	PTC 127	HEP-51	SK 3114	RT-115	ECG 159	WEP-717	ZEN 101
2N3306	RS276-2021	T-51	GE-21	ICC-51	TR-19	PTC 127	HEP-51	SK 3114	RT-115	ECG 109	WEP-717	ZEN 101
2N3307	RS276-2023	T-52	GE-21	ICC-52	IRTR-52	PTC 103	HEP-52	SK 3118	RT-115	ECG 109	WEP-717	NA
2N3308	RS276-2023	T-52	GE-21	ICC-52	IRTR-52	PTC 103	HEP-52	SK 3118	RT-115	ECG 159	WEP-717	NA
2N3310	RS276-2009	T-53	GE-18	ICC-53	NA	PTC 123	HEP-53	NA	RT-100	ECG 123	WEP-53	ZEN 102
2N3311	NA	T-231	GE-4	ICC-231	NA	PTC 106	HEP-231	SK 3012	NA	ECG 105	WEP-233	NA
2N3312	NA	T-231/233	GE-4	ICC-231/233	NA	PTC 106	HEP-231/233	SK 3012	NA	ECG 105	WEP-233	ZEN 327
2N3313	NA	T-233	GE-4	ICC-233	NA	PTC 106	HEP-233	SK 3012	NA	ECG 105	WEP-233	ZEN 327
2N3314	NA	T-231	GE-4	ICC-231	NA	PTC 106	HEP-231	SK 3012	NA	ECG 105	WEP-233	NA
2N3315	NA	T-231/233	GE-4	ICC-231/233	NA	PTC 106	HEP-231/233	NA	NA	ECG 105	WEP-233	ZEN 327
2N3316	NA	T-233	NA	ICC-233	NA	PTC 106	HEP-233	NA	NA	NA	WEP-233	ZEN 327
2N3317	RS276-2023	T-52	GE-21	ICC-52	TR-30	PTC 131	HEP-52	SK 3114	RT-115	ECG 159	WEP-717	NA
2N3318	RS276-2023	T-52	GE-22	ICC-52	NA	PTC 131	HEP-52	SK 3114	RT-115	ECG 159	WEP-717	NA
2N3319	RS276-2023	T-52	GE-22	ICC-52	NA	PTC 131	HEP-52	SK 3114	RT-115	ECG 159	WEP-717	NA
2N3320	RS276-2003	T-3	GE-51	ICC-3	TR-17	PTC 107	HEP-3	NA	NA	ECG 160	WEP-637	ZEN 301
2N3321	RS276-2003	T-3	GE-51	ICC-3	NA	PTC 107	HEP-3	NA	NA	ECG 160	WEP-637	ZEN 301
2N3322	RS276-2003	T-3	GE-51	ICC-3	NA	PTC 107	HEP-3	NA	NA	ECG 160	WEP-637	ZEN 301
2N3323	RS276-2003	T-3	GE-50	ICC-3	IRTR-85	PTC 109	HEP-3	NA	NA	ECG 160	WEP-637	ZEN 301
2N3324	RS276-2005	T-636	GE-51	ICC-636	IRTR-85	PTC 109	HEP-636	NA	NA	ECG 160	WEP-637	ZEN 312
2N3325	RS276-2003	T-3	GE-51	ICC-3	IRTR-85	PTC 109	HEP-3	NA	NA	ECG 160	WEP-637	ZEN 301
2N3326	NA	TS-3001	NA	ICC-S3001	IRTR-64	NA	HEP-S3001	NA	NA	NA	NA	NA
2N3328	NA	T-803	GE-50	ICC-803	NA	NA	HEP-803	NA	NA	NA	NA	NA
2N3329	NA	T-803	NA	ICC-803	NA	NA	HEP-803	NA	NA	NA	NA	NA
2N3330	NA	T-803	NA	ICC-803	NA	NA	HEP-803	NA	NA	NA	NA	NA
2N3331	NA	T-803	NA	ICC-803	NA	NA	HEP-803	NA	NA	NA	NA	NA
2N3332	NA	T-803	NA	ICC-803	NA	NA	HEP-803	NA	NA	NA	NA	NA
2N3333*	NA	NA	NA	ICC-F1035	NA	NA	HEP-F1035	NA	NA	NA	NA	NA
2N3334*	NA	NA	NA	ICC-F1035	NA	NA	HEP-F1035	NA	NA	NA	NA	NA
2N3335*	NA	NA	NA	ICC-F1035	NA	NA	HEP-F1035	NA	NA	NA	NA	NA
2N3336*	NA	NA	NA	ICC-F1035	NA	NA	HEP-F1035	NA	NA	NA	NA	NA
2N3337	NA	TS-0004	GE-61	ICC-S0004	NA	PTC 121	HEP-S0004	NA	NA	NA	NA	ZEN 127
2N3338	NA	TS-0004	GE-61	ICC-S0004	TR-24	PTC 121	HEP-S0004	SK 3117	RT-113	ECG 161	WEP-719	ZEN 127
2N3339	NA	TS-0004	GE-61	ICC-S0004	TR-24	PTC 121	HEP-S0004	SK 3117	RT-113	ECG 161	WEP-719	ZEN 127
2N3340	RS276-2009	T-50	GE-20	ICC-50	NA	PTC 121	HEP-50	SK 3122	RT-102	ECG 123A	WEP-735	ZEN 100

*Indicates a dual transistor for high-speed switching, diff amplifier etc. Likely to be a matched pair. Use two of the type specified, matching when necessary, on a curve tracer or lab-type transistor checker.

NA=NOT AVAILABLE

(continued next month)

(continued from page 58)

greatly reduced supply voltages. Work well enough, that is, to make many useful tests; even distortion, and that sort of thing. If it's clipping at these reduced voltages, it'll be worse at full supply voltage.

What if the equipment is dc powered? 12-volts automotive, 28-volt aircraft radio, etc? Same thing. The only difference is that now, you connect the bench dc power supply to the unit, and then plug the power supply into the VVT. This will make an ordinary dc power supply into a very handy, continuously-variable dc voltage supply. Even a stock battery-charger, with a filter capacitor across the output, becomes a useful dc source for anything from little 9-volt transistor radios on up.

You can start at zero and bring the dc voltage output up to maximum very smoothly. For cases where you want to check at higher than standard voltages, crank the VVT up to 140 volts line, and your 12-volt supply will go to 14 volts and more. This is the exact voltage you want to check things, such as simulating actual operating conditions in a car with the engine running at cruising speed.

TV sets? Same thing. You've just replaced the horizontal output transistor, or some other high-power device. Can you turn it on without wincing? Yep. Plug it into the VVT, start at zero volts, with the current meter in the circuit, and sneak up on it. Here again, you'll be surprised at how well the thing works with far less than the normal ac line voltage. I've seen quite a few solid-state TV sets that would make good pictures, with ample width and brightness, at line voltages as low as 90 volts.

Still in the TV department, this thing is ideal for those weird complaints of loss of width, brightness, etc, at the home, although the blasted thing will sit on your bench and play perfectly. Plug it into the VVT, and run the line voltage down a little. See how far down you have to go before you see a loss of width, or whatever it was. This will give you some idea of the condition of things. For a rough rule-of-thumb, the average set should go down to at least 100 volts input before you lose too much width, etc. (Ratings on the label are 105-120 volts.) If it'll do this, the set is probably OK and you could have an intermittent drop in the line voltage at the home.

Another handy use: checking for intermittents in the same class; "Won't play for more than half an hour at home. Plays all day on the bench!" Plug it into the VVT, crank the line voltage up to about 125 or 135 volts, and let it play for about an hour. This will help show up obscure troubles, such as transistor leakage due to excessive collector voltage, heating, and so on. To the best of my knowledge, this will *not* damage a properly-designed set in good working order. At least, I've used this test on a lot of sets, and never blown up a good one yet. (I've tried, too.)

You'll find dc voltage regulator circuits in a lot of things lately. The VVT is ideal (essential is a better word) for checking these. You will even find voltage regulators in a lot of units used on battery power, such as car-tape players, etc. By using the tests given just now, both for ac-powered units and

HANDLE WITH CARE

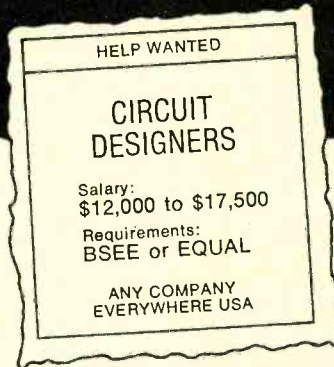
Please:
Help prevent
forest fires.




CAN YOU QUALIFY

NOT FOR BEGINNERS

for a High Paying and Secure position as a **CIRCUIT DESIGNER?**



CHANCES ARE YOU CAN... Quickly & Easily!



DEGREE REQUIREMENT WAIVED! The need for Circuit Designers is so great that employers will put aside the degree requirement to move up or hire men with these skills. In every industry, there are men holding these prestigious positions who do not have a degree in engineering. **WHY NOT YOU?**

UP-TO-DATE INTENSIVE TRAINING! Our programs are not a rehash of the electronics you already know, but intensive training in the electronics you don't know. They offer you "hands-on" learning of how to design circuits using the latest devices. Included are: **Transistors, IC's, FET's, IC power supply regulators; UJT's...** plus more. **ARE YOU READY FOR TODAY'S ELECTRONICS?**

LOW COST HIGHLY SPECIALIZED COURSES! Because these courses are highly specialized, you can choose a curriculum which best suits your needs. And most important, you can learn at a price you can best afford. **CAN YOU AFFORD TO WAIT ANOTHER DAY?**

FREE Send for proof on how you can qualify for training as a circuit designer!

Gentlemen, please send me complete details on your **CIRCUIT DESIGN** courses.

Name _____ Age _____

Address _____

City _____ State _____ Zip _____

It is understood that there is no obligation on my part and that no salesman will call.

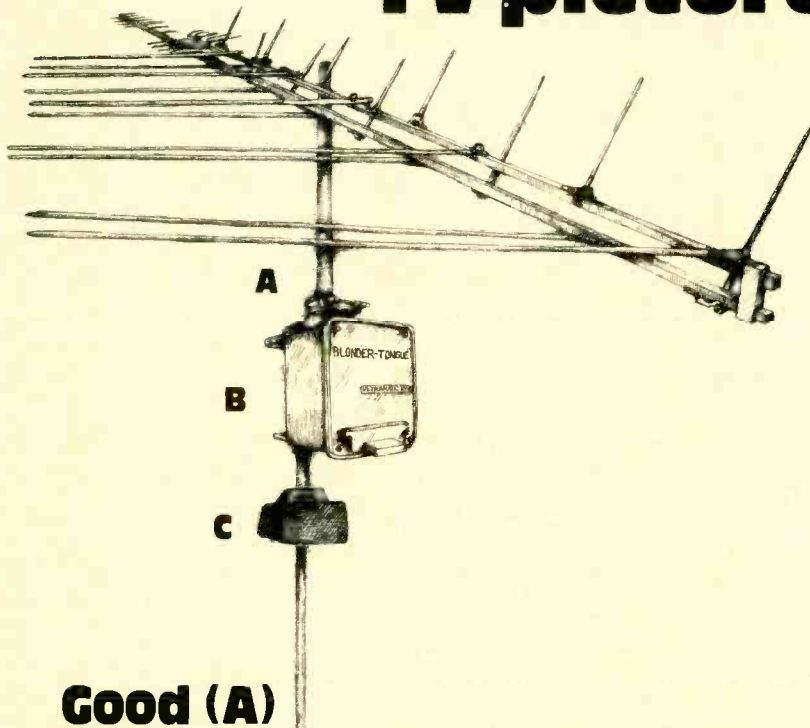
"a wholly owned subsidiary of Kurz-Kasch, Inc."



Dept: RE574

Phone: 513/296-1020
2876 CULVER AVENUE
DAYTON, OHIO 45429

3 ways to deliver the clearest TV picture



Good (A)

The all-channel Prisametric 0719 combines super-sharp VHF pick-up with high gain and flat response on all channels for top color performance. Uses 21 UHF reception elements for ghost-free and interference-free directivity. One of eleven Prisametric models, color certified for suburban and fringe areas.

Better (A+C)

Add the Horizon, ultra low-noise VHF two set amplifier to the Prisametric 0719. It's back-matched for clearer color pictures. Patented ICEF circuit delivers wide dynamic range so strong signals won't overload weak ones. Solid-state, trouble-free circuitry, four-way lightning and surge protection. Temperature compensation for all-weather reliability. Two individual amplifier circuits, one for channels 2 to 6, the other for 7 to 13.

Best (A+B+C)

A dynamic trio. The Prisametric 0719, the Horizon and Blonder-Tongue's new Ultramatic 1000 automatic rotator. Combines highest turning power of any unit on the market with ultra-precise positioning. Solid-state motor power switching eliminates moving contacts for greater reliability and repeatability. Motor uses filtered DC power supply for 1/3 higher starting and running torque. The differential amplifier in the servo loop insures accuracy within 2°.

These and other TV reception outdoor products are now a part of the Blonder-Tongue Product of the Month promotion at your dealer. Get details. Blonder-Tongue Laboratories, Inc., One Jake Brown Rd., Old Bridge, N.J. 08857.


BLONDER-TONGUE

dc-powered things, you can run the input voltage up and down at will, while monitoring the voltage-regulator output.

This is very important, in a lot of, 'em. For example, the old GE TA, TB, etc chases had a 12-volt regulator. Let this get out of whack, and you had all kinds of problems. Test procedures for these are given in great detail in the service data, and the VVT makes these not only possible but very easy.

These things aren't expensive. Prices start at about \$15.00 for a medium-sized unit, say around the 150 to 200 watt rating. For maximum usefulness, get one rated up around 250 to 300 watts, so that you can work with the larger color TV sets. I started out with a small one, and wound up with a bigger one, which cost only a little bit more. Be sure to get the type with a 120-volt input, and 140-volt output, so that you can raise the line voltage above normal when you need to. Several of them are rated 120 volts in, 120 volts out, so that you can't get above the line voltage. Cost is practically the same.

The arithmetic of this is simple, even for me. Say \$20.00 for a good VVT. Two big power transistors cost from \$25.00 on up to \$40.00! If you catch an unsuspected fault, and save even one pair of output transistors, your VVT just became a "free one!" It paid for itself on one job. Get the picture? R-E

reader questions

DC SUPPLY FOR HOME USE

A lot of my customers want a 12-volt dc power supply so that they can play auto-type tape players, etc. in their homes. Do you have a schematic for a good one?—R.G., Cherry Hill, Ariz.

Don't need a schematic. Go to your nearest auto-supply store, etc. Get 3 to 4 amp trickle type battery charger. Go to your radio-TV supply house. Get a 2000- μ F 25-volt electrolytic.

Connect capacitor across output of battery charger, watching polarity. Job over.

PARALLEL DIODES FOR HEAVY LOAD

Question. I have an RCA CTC-40, with a shorted horizontal trace diode. Ordered replacement, but got a Part No. 131475. This is rated at 6.5 amps. Original was a No. 126857. The high-voltage came back, all voltages checked normal, picture fine. The diode got very hot.

Checking current, I read about 10 amps through it! Rechecked everything else. OK. Ordered another diode, and got 131475 again. So, just for luck, I hooked both of them in parallel, crossed my fingers, and sent the set back.

It's been more than a week now, and I haven't heard anything. What would you have done?—E. S., Corydon Ind.

The same thing!

IC I.F. WITH PROBLEMS

This Pioneer SX-1500T Stereo receiver has a couple of problems. No MPX, and the receiver cuts out when the "mute" switch is turned on. I can't find a schematic. Any ideas?—W.G., Madison, Al.

No original ones. So I wrote to the company, and a nice man promptly sent me the service data, plus a suggestion that this was probably a bad μ A-703 IC. They use four of them in the i.f. strip. He suggested other sources for the μ A-703's. Sylvania makes a replacement, their ECG-703A, and there are others. (Look in the ads in the back pages! You'll find them there, too.)

BATTERY CHARGER: CURRENT RATING?

I built this battery charger from a kit. It uses a Triad F41X transformer, an SCR, etc. It will start out, on a low battery, at 3 to 4 amps, then drop to about 2 amps. I'd like to get more current. How?—A.F., Davidson, N.C.

The reaction you're getting is normal, with these small battery chargers. They'll start high then drop off as the battery builds up.

The only way you could get a higher current would be to change power transformers. The Triad F41X is rated at 12 volts each side of CT, and 2.0 amps. You're overloading it at 3 to 4 amps but it will take it. You could find a unit with a 5 to 6 amp rating, and slightly higher voltage, if you want a faster charge.

HORIZONTAL STABILIZER COIL WON'T WORK.

This GE M110YBG has a peculiar problem. Horizontal sync won't hold. The horizontal oscillator coil doesn't have any effect at all, no matter where I turn the slug. Any suggestions?—L.A., Hobe Sound Fla.

Yes sir! One of them would be a careful check of that horizontal stabilizer coil. This very definitely should have some effect on the frequency. The coil may be shorted, or the .0022- μ F capacitor may be open. One other good possibility: take the core all the way out of that coil and check it. I have found a few of these with half of the core broken off and missing. This throws the coil so far off resonance that it has no effect.

THREE-INCH PICTURE TUBE? OY, VEH!

Can you tell me where to get a 3-inch picture tube for a Symphonic TPS-5050 TV? Part No. C6407. I hear the company is out of business.—Chris Johnson, 12122 Rip Van Winkle, Houston, Tex. 77024.

Checklist of Books for the Libraries of Technicians, Hobbyists & Students

BRAND-NEW BOOKS...JUST PUBLISHED

- Getting The Most Out of Your Electronic Calculator—Solves just about any everyday math problem you'll encounter. 1st truly modern math course—using the calculator vs pencil & paper. Scores of practical examples on unit pricing, kitchen uses, interest, taxes, etc. 228 p. \$7.95
- Installing TV & FM Antennas—Written especially for the layman useful for the professional! 168 p. 158 ill. \$7.95
- Auto Stereo Service & Installation—Save dollars by installing your own 8-track or cassette system! 240 p. 245 ill. \$7.95
- Modern Auto Tuneup & Emission-Control Servicing. 240 p. 135 ill. \$4.95
- FM Stereo/Quad Receiver Servicing Manual. 192 p. 130 ill. \$4.95
- Electrical Wiring & Lighting for Home & Office. 204 p. 155 ill. \$4.95
- Experimenting With Electronic Music. 180 p. 103 ill. \$4.95
- Cassette Tape Recorders, how work, care & repair 204 p. 171 ill. \$4.95
- Miniature Projects for Electronic Hobbyists. 168 p. 77 ill. \$3.95
- Solid-State Circuits Guidebook. 252 p. 227 ill. \$5.95
- Tribleshooting, Solid-State Wave-Gen. & Shaping Cir. 192 p. 78 ill. \$4.95
- Practical Test Equipment You Can Build. 204 p. 157 ill. \$4.95
- Electronic Measurements Simplified. 240 p. 217 ill. \$4.95
- How To Be A Ham—Incl. Latest FCC Rules. 192 p. \$3.95
- Simplified Computer Programming—the Easy RPG Way. 240 p. \$5.95
- Modern Communications Switching Systems. 276 p. 171 ill. \$17.95
- TV Bench Servicing Techniques. 228 p. 177 ill. \$4.95
- Ten-Minute Test Techniques for PC Servicing. 216 p. 114 ill. \$4.95
- Questions & Answers About Tape Recording. 264 p. 102 ill. \$5.95

AUDIO, HI-FI & TAPE RECORDERS

- 4-Channel Stereo—Source to Sound. 176 p. 98 ill. \$3.95
- Jap Radio, Record & Tape Player Servicing Manual. 8 1/2 x 11" 228 p. \$4.95
- Acoustic Techniques for Home and Studio. 208 p. 168 ill. \$4.95
- Basic Audio Systems. 240 pps. 203 illus. \$4.95
- Selecting & Improving Your Hi-Fi Syst. 224 p. 122 ill. \$4.95
- Pictorial Guide to Tape Recorder Repairs. 256 p. 320 ill. \$4.95
- How to Repair Musical Instrument Amplifiers. 228 p. 110 ill. \$5.95
- Servicing Electronic Organs. 8 1/2 x 11" 196 p. \$7.95
- Electronic Musical Instruments. 192 p. 121 ill. \$4.95
- Servicing Modern Hi-Fi Stereo Systems. 248 p. 125 ill. \$4.95
- Handbook of Magnetic Recording. 224 p. 90 ill. \$4.95
- Installing and Servicing Home Audio Systems. 256 p. 150 ill. \$4.95
- Tape Recording for Fun & Profit. 224 pps. over 200 ill. \$4.95
- Audio Systems Handbook. 192 pps. 128 illus. \$4.95

AUTO ENGINE & APPLIANCE REPAIR

- How to Repair Small Gasoline Engines—Practical troubleshooting; overhaul advice on all small gas engines in lawnmowers, cycles, go-karts, snowmobiles, chainsaws, etc. 256 p. illustrated. \$8.95
- Everyman's Guide to Auto Maintenance. 192 p. 38 ill. \$4.95
- The Complete Mini/Mini Handbook. 320 p. 145 ill. \$5.95
- Using Electronics Testers for Auto Tuneup. 256 p. 226 ill. \$4.95
- Major Appliance Repair Guide. 260 pps. ill. \$5.95
- Small Appliance Repair Guide. 224 p. 100 ill. \$4.95
- How to Repair Home & Auto Air Cond. 208 p. 100 ill. \$4.95
- Refrigeration. 148 pps. 53 illus. \$2.95

COMMUNICATIONS & HAM RADIO

- Commercial FCC License Handbook. 444 p. 150 ill. \$5.95
- The 2-Meter FM Repeater Circs. Handbook 312 p. 182 ill. \$6.95
- Mobile Radio Handbook. 192 pps. 175 ill. \$4.95
- Pictorial Guide to CB Radio Inst. & Repair. 256 p. ill. \$4.95
- RTTY Handbook. 320 pps. 230 illus. \$6.95
- Design and Main. the CATV & Small TV Studio. 256 p. \$12.95
- Video Tape Prod. & Commun. Techniques. 256 p. 100 ill. \$12.95
- CATV Systems Engineering—3rd Ed. 256 pps. illus. \$12.95
- CB Radio Service Manual. 228 p. 98 ill. \$4.95
- CB Radio Operator's Guide. 224 pps. 246 illus. \$3.95

AMATEUR RADIO STUDY GUIDES

- Novice \$3.95 General \$6.95 Advanced \$3.95
- Extra \$4.95 Incentive \$3.95

COMPUTER TECHNOLOGY

- Beg. Guide to Computer Programming. 480 p. 364 ill. \$6.95
- Computer Technician's Handbook. 480 p. 400 ill. \$7.95
- Beginner's Guide to Computer Logic. 192 p. 100 ill. \$4.95
- Computer Circuits & How They Work. 192 p. ill. \$4.95

ELECTRONIC SERVICING

- Pinpoint Transistor Troubles In 12 Minutes. 492 p. 243 ill. \$6.95
- Tribleshooting Solid-State Amplifiers. 256 p. 95 ill. \$4.95
- Electric Motor Test and Repair—2nd Ed. 160 pps. \$6.95
- How to Solve Solid-State Circuit Troubles. 304 p. 161 ill. \$5.95
- Tribleshooting Solid-State Electronic Power Supplies. 208 p. ill. \$4.95
- MATV System Handbook: Design, Inst. & Main. 176 p. 91 ill. \$4.95
- Practical Electronics Servicing Techniques. 256 p. \$4.95
- 10-Minute Test Techniques for Electronics Servicing. 176 p. \$2.95
- Solid-State Circuit Troubleshooting. 224 p. over 150 ill. \$4.95
- TV, Radio, Hi-Fi Hints & Kinks. 256 p. over 160 ill. \$4.95
- Modern Electronic Troubleshooting. 256 p. over 100 ill. \$4.95

ELECTRONIC TEST EQUIPMENT

- How to Test Almost Everything Electronic. 160 p. 114 ill. \$2.95
- Understanding & Using the Scope. 272 p. 170 ill. \$4.95
- Basic Electronic Test Procedures. 416 p. 178 ill. \$4.95
- Understanding & Using the VDM & EVM. 192 p. 187 ill. \$4.95
- 99 Ways to Use Your Oscilloscope. 192 p. 327 ill. \$4.95
- Working With The Oscilloscope. 104 p. 8 1/2 x 11" 183 ill. \$4.95
- Electronic Test & Measurement Handbook. 224 p. 100 ill. \$4.95
- How to Use Test Instruments in Electronic Servicing. 256 p. \$4.95

HOBBY PROJECTS & PLANS

- Digital Electronics: Prin's & Practices. 288 p. 191 ill. \$5.95
- New IC-FET Principles and Projects. 160 p. over 60 ill. \$3.95
- Handbook of IC Circuit Projects. 224 p. 136 ill. \$4.95
- Stereo/Quad Hi-Fi Prin. and Projects. 192 p. 100 ill. \$4.95
- 64 Hobby Projects For Home & Car. 192 p. 159 ill. \$4.95
- 104 Ham Radio Projects For Novice & Technician. 192 p. \$3.95
- Electronic Hobbyist's IC Project Handbook. 160 p. 86 ill. \$3.95
- Radio-Electronics Hobby Projects. 192 p. 214 ill. \$4.95
- VHF Projects for Amateur & Experimenter. 224 p. ill. \$4.95
- 125 One-Transistor Projects. 192 p. 125 ill. \$3.95
- Practical Solid-State Principles & Projects. 176 p. 127 ill. \$3.95
- IC Projects for Amateur & Experimenter. 192 p. 252 ill. \$4.95
- Transistor Proj. for Hobbyists & Students. 192 p. 153 ill. \$4.95
- 104 Easy Projects for the Electronics Gadgeteer. 160 p. \$3.95
- 104 Simple One-Tube Projects. 192 p. 104 ill. \$3.95
- 104 Easy Transistor Proj. You Can Build. 224 p. 105 ill. \$4.95

"LEARN-IT-YOURSELF" BEGINNER'S BOOKS

- Basic Electricity and Beginning Electronics. 256 p. 191 ill. \$4.95
- Basic Electronic Circuits Simplified. 352 p. 170 ill. \$5.95
- How to Read Electronic Circuit Diagrams. 256 p. 140 ill. \$4.95
- Basic Electronics Course. 384 pps. 275 illus. \$5.95
- Beginner's Guide to TV Repair. 176 p. 80 ill. \$3.95
- How to Become a Radio Disc Jockey. 256 p. 25 lessons. \$7.95
- Basic Radio Course. 224 illustrated pps. \$4.95
- Basic TV Course. 224 pps. 128 illus. \$5.95
- Electronics Self-Taught with Exp. & Proj. 228 p. 191 ill. \$5.95
- Model Car Racing by Radio Control. 224 p. 250 ill. \$3.95
- Basic Electronics Problems Solved. 192 p. over 100 ill. \$4.95
- Radio & Television: Principles & Practices. 400 p. 286 ill. \$4.95
- Landfilling, from RC Models to the Big Ones. 192 p. 116 ill. \$4.95
- How to Build Solid-State Audio Circuits. 320 p. 190 ill. \$5.95
- Solid-State Projects for the Exper. 224 p. 228 ill. \$3.95

RADIO & TV SERVICING

- Pinpoint TV Troubles In 10 Minutes. 372 p. 394 ill. \$5.95
- Kwik-Fix TM TV Service Manual. 384 p. scores of charts. \$5.95
- Modern Radio Repair Techniques. 280 p. plus 36-p. foldout. \$4.95
- Pictorial Gde to Color TV Circuit Troubles. 256 p. 262 ill. \$4.95
- 125 Typical Elect. Cir. Analyzed & Repaired. 208 p. ill. \$4.95
- Simplified TV Trouble Diagnosis. 320 p. 292 ill. \$5.95
- 199 Color TV Troubles & Solutions. 224 p. \$4.95
- All-in-One TV Alignment Handbook. 304 p. 145 ill. \$5.95
- Basic Color Television Course. 420 p. over 300 ill. \$6.95
- TV Troubleshooter's Handbook—2nd Ed. 288 p. 150 ill. \$3.95
- Home-Call TV Repair Guide. 144 p. charts. \$3.95
- How to Interpret TV Waveforms. 256 p. over 250 ill. \$4.95
- A New Way to Service Color TV. 192 pps. \$3.95
- 199 TV Tough-Dog Problems Solved. 252 p. 199 ill. \$5.95
- TV Trouble Diagnosis Made Easy. 256 pps. ill. \$4.95
- 101 TV Troubles—From Symptom to Repair. 224 p. 170 ill. \$4.95
- How to Fix Transistor Radios & Printed Circuits. 256 p. \$4.95
- Servicing The Solid-State Chassis. 256 pps. ill. \$5.95
- On The Color TV Service Bench. 192 p. heavily ill. \$4.95
- TV Servicing Guidebook: Problems & Solutions. 176 p. ill. \$4.95

REFERENCE & GENERAL ELECTRONICS

- Handbook of Semiconductor Circuits. 444 pps. \$5.95
- Basic Math Course for Electronics. 168 pps. \$4.95
- Dictionary of Electronics. 420 pps. 487 illus. \$3.95
- Intro. to Medical Electr's. for Elect. Med. Pers. 272 p. 126 ill. \$6.95
- Fire & Theft Security Systems. 176 pps. over 100 ill. \$4.95
- Transistor Circuit Guidebook. 224 pps. 118 illus. \$4.95
- Tube/Transistor Substitution Guide. 256 pps. \$2.95
- Marine Electronics Handbook. 192 p. 106 ill. \$4.95
- Handbook of Electronic Tables—7d. Ed. 224 p. \$4.95
- Solid-State Circuit Design & Operation. 272 p. 150 ill. \$9.95
- Electronics Data Handbook—2d Ed. 256 pps. \$4.95
- Semiconductors From A to Z. 272 pps. over 300 illus. \$5.95
- Pulse & Switching Circuits. 258 pps. 184 illus. \$4.95
- Electronics Reference Databook. 232 p. 100 ill. \$4.95
- Modern Radar, Theory, Oper. and Maint. 480 p. 367 ill. \$7.95
- Inst. & Servicing Elect. Protective Systems. 252 p. 160 ill. \$4.95
- Industrial Electronics: Prin. & Prac. 416 p. 380 ill. \$5.95
- Passive Equalizer Design Data. 496 p. 8 1/2 x 11" 125 ill. \$19.95

See these helpful books at your parts distributor or clip this ad and order on FREE 10-DAY TRIAL!



NO-RISK COUPON—MAIL ENTIRE AD

TAB BOOKS, Blue Ridge Summit, Pa. 17214
Please send me books checked above.

- I enclose \$
- Please invoice on 10-day FREE trial.
- Send FREE 28-page catalog.

Name _____ Phone _____
Company _____
Address _____
City _____ State _____ Zip _____

SAVE POSTAGE by remitting with order. Foreign add 10% per order. TAB-54



4,000 functions in a single LSI circuit. The functions of four thousand separate transistors, represented by the dots above, can now be performed by the LSI circuit shown in the photo.

LSI...will it make or break your job future?

The development of LSI (large scale integration) technology in the 1970's is the dawn of the newest revolution in Electronics. It means that many of today's job skills soon will be obsolete. But at the same time, it opens the door to thousands of exciting new job opportunities for technicians solidly grounded in electronics fundamentals. Read here what you need to know to cash in on the Science of the Seventies and how you can learn it right at home.

LSI circuits, some no bigger than a bumblebee, are bringing about a fantastic new Industrial Revolution. Already these miracles of micro-circuit technology are a part of exotic equipment that saves lives, works complicated mathematical formulas in an instant, or tells time within a tolerance of two seconds per year.

LSI's may also put you into a whole new and more rewarding career . . . or put you out of a job!

In the fall of 1972, BUSINESS WEEK reported, "Be-

cause of its fast pace of innovation, the U. S. semicon-

ductor industry leads the world. In the LSI market, U. S. domination is even more pronounced."

A single LSI circuit now can perform the function of more than 4,000 components and scientists predict that the use of electron beams to trace the circuit patterns will soon make it possible to put 10,000 transistors and similar devices on a silicon chip a few millimeters square.

Miniature Miracles of Today and Tomorrow

Already, as a result, a two-way radio can now be fitted inside a signet ring. A complete hearing aid can be worn entirely inside the ear. There is a new computer/calculator that weighs only nine ounces, fits easily into a shirt pocket, yet in a split second performs logarithmic, trigonometric and mathematical functions with a single keystroke and 10-digit accuracy. And new, extremely accurate watches consisting only of a quartz crystal, LSI circuits and a solid-state time display take only minutes to assemble.

And this is only the beginning.

Soon kitchen computers may keep the housewife's

refrigerator stocked, her menus planned, and her calories counted. Her vacuum cleaner may creep out at night and vacuum the floor all by itself.

Money may become obsolete. Instead you will simply carry an electronic charge account card. Your employer will credit your account after each week's work and merchants will charge each of your purchases against it.

When your telephone rings and nobody's home, your call will automatically be switched to the phone where you can be reached.

Doctors will be able to examine you internally by watching a TV screen while a pill-size camera passes through your digestive tract.

New Opportunities for Trained Men

What does all this mean to someone working in Electronics who never went beyond high school? It could mean the opportunity of a lifetime — if you take advantage of it.

It's true that the "LSI" may make a lot of manual skills no longer necessary.

But at the same time the booming sale of articles and equipment using integrated circuitry has created a tremendous demand for trained electronics personnel to help design, manufacture, test, operate and service all these marvels.

There simply won't be enough college-trained engineers to go around. So men with high school educations who have mastered the fundamentals of electronics theory may soon fill really interesting, high-pay jobs as engineering aides, technicians and service specialists.

How To Get the Training You Need

You can get the up-to-date training in electronics fundamentals you need and do it at home in your spare time without giving up your present job or income. Cleveland Institute of Electronics courses are specially designed for home study and feature **AUTO-PROGRAMMED®** Lessons. Even if you have no experience in Electronics or had trouble studying before, CIE courses help you advance faster and easier than you would have believed possible. You learn at your own pace.

Unlike a classroom situation where you have just one instructor throughout the course, at CIE you get help from a number of instructors. Each is selected on the basis of his specialized knowledge of a particular area of Electronics. In this way, you benefit from the combined knowledge of our entire staff.

Money-Back FCC License Warranty

A Government FCC License is certification of your knowledge of Electronics. Some jobs, especially in broadcasting, require a license, but nearly every employer recognizes its value. So why doesn't everyone who wants a good job in Electronics get an FCC License?

The answer: it's not that simple. You must pass a Government licensing exam. A good way to prepare for

your FCC exam is to take a licensing course from Cleveland Institute of Electronics. Our training is so effective that in a recent survey of 787 CIE graduates, better than 9 out of 10 CIE grads passed the Government FCC License exam.

That's why we can offer this famous Money-Back Warranty: when you complete any CIE licensing course, you'll be able to pass your FCC exam or be entitled to a full refund of all tuition paid. This warranty is valid during the completion time allowed for your course. You get your FCC License — or your money back!

Praised by Successful Graduates

CIE training has been a big boost towards success for many men. Says Joseph Zauhar, Duluth, Minnesota, "I had three good job offers after I finished my CIE training and accepted a position as Technical Editor for Electronic/Technician Dealer Magazine. I've since been promoted to Managing Editor." From Cambridge, Massachusetts, Joe Perry reports, "I'm now an Engineering Specialist with National Radio Company, Inc., testing prototype equipment. CIE training gave me the electronics technology I needed to pass the exam for First Class FCC License. I'm already earning more than I could have without my CIE training."

Approved Under G.I. Bill

All CIE career courses are approved for educational benefits under the G.I. Bill. If you are a Veteran or are in service now, check box on reply card or coupon for G.I. Bill information.

Mail Card for Two Free Books

Want to know more? Mail the postpaid reply card for two free books about opportunities in Electronics. For your convenience we will try to have a representative call. If reply card is missing, use coupon or write to:

Cleveland Institute of Electronics, Inc.,
1776 East 17th Street,
Cleveland, Ohio 44114.



MAIL COUPON TODAY:

CIE Cleveland Institute of Electronics, Inc.
1776 East 17th Street, Cleveland, Ohio 44114
Accredited Member National Home Study Council

Please send me your two FREE books:
1. Your school catalog, "Succeed in Electronics."
2. Your book on "How To Get A Commercial FCC License."

Name _____ (please print)


Address _____

City _____ State _____ Zip _____

Veterans and Servicemen:
 Check here for G.I. Bill information.

RE-30

END TUNER POLLUTION!



This half restored by
**TUN-O-WASH
& COLOR LUBE**

When the thick foamy tuner lubricants hit the market a few years back, they made a big splash. Tuners definitely moved more smoothly when these thick gunks were applied.

Now, however, many technicians are faced with the problem of polluted tuners. The foam has solidified into hard blue specks, that are extremely hard to remove. In many cases, you can't even identify tuner components because of solidified gunk.

The only way to restore a polluted tuner is with Tun-O-Wash, the ultrasonic bath in a can. Tun-O-Wash melts away gunk and grease like magic.

Once the tuner is clean, lubricate it with light, safe, Color Lube. Made to meet the demands of color TV tuners, Color Lube will not solidify. High viscosity silicone keeps the tuner working smoothly for many months and eliminates callbacks.

SPECIAL POLLUTION FIGHTER DEAL*

Buy 2 cans of TUN-O-WASH

Get a can of
COLOR LUBE for only **25¢**




CHEMTRONICS
INCORPORATED
1260 RALPH AVE. BROOKLYN N.Y. 11236
Our business is improving yours.

*Available from participating Chemtronics distributors. Offer ends May 15, 1974.

Circle 75 on reader service card

WIRE-STRIPPING COMPOUND

If you use Strip-X (a liquid chemical from G-C for stripping enamel insulation from wires) frequently, it will eventually discolor and slow its strip-



ping action. It can be restored by placing the Strip-X coated wire over the heat of a soldering iron, as shown.

—A.E. Plavcan

FASCINATING HOBBY!

VINTAGE RADIO brings you the pioneer days of wireless and radio in pictures. The collector's bible, it opens doors to a new hobby. Great browsing, too. Over 1,000 pictures, 263 pages. 1887-1929.

RADIO COLLECTOR'S GUIDE lists over 50,000 facts on 4,000 radios, 1921-32; maker, model, year, original price, style, circuit type. 264 pages.



Announcing: New limited reprint of S. Gernsback's 1927
RADIO ENCYCLOPEDIA, a priceless record of old-time
wireless and radio. Choice of hard-cover or handbook. 175
pages, 1,000 subjects.

SEND TODAY to Vintage Radio, Dep't R.
Box 2045, Palos Verdes Peninsula, CA., 90274

Vintage Radio, hard cover	\$ 6.95	<input type="checkbox"/>
Vintage Radio, handbook	4.95	<input type="checkbox"/>
Radio Collector's Guide	3.95	<input type="checkbox"/>
Radio Encyclopedia, hard cover	12.95	<input type="checkbox"/>
Radio Encyclopedia, handbook	9.95	<input type="checkbox"/>

Postage Paid, California residents add 5% Tax.

Name _____
Street _____
City _____ State _____ Zip _____

ENJOY THE OLD DAYS!

next month

JUNE 1974

■ The Videodiscs Are Coming

Here's an up-to-the-minute report on how soon we will see them, how they work, and how much they will cost.

■ Build A Guitar Preamp

This unusual electronic device provides features not found in the usual guitar preamplifier.

■ Understanding MOS Character Generators

These are the devices that make letters and numbers appear on TV screens. Don Lancaster tells how these rather special IC's work.

■ CD-4 Demodulator—The Second Generation

Len Feldman shows how CD-4 record systems have grown up. New circuits produce even better discrete 4-channel performance.

■ Build Sine Converter For Electronic Music

Another add-on module for your growing electronic music system.

PLUS:

Step-By-Step TV Troubleshooting

Jack Darr's Service Clinic

Technical Topics

R-E's Transistor Replacement Guide

If You Work In Electronics:

GRANTHAM OFFERS YOU College-Level Training

and a college degree.

Electronic Circuit Design, Engineering Analysis (including mathematics thru calculus), Classical and Solid-State Physics, Engineering Design, etc., etc., are all part of the Grantham home-study degree program in Electronics Engineering.

PUT PROFESSIONAL RECOGNITION IN YOUR CAREER.

By adding college-level home training and a college degree to your experience, you can *move up* to greater opportunities in electronics.

Grantham offers the A.S.E.T. degree by correspondence. After earning this degree, you may continue with additional correspondence plus a 3-day residential seminar and certain transfer credits, to earn the B.S.E.T. degree. Then, the B.S.E.E. is available through further study.

GRANTHAM SCHOOL OF ENGINEERING

2000 Stoner Ave., Los Angeles CA 90025

● Telephone (213) 477-1901 ●

Worldwide Career Training thru Home Study

Mail the coupon below for free bulletin.

Grantham School of Engineering RE-5-74

2000 Stoner Ave., Los Angeles, CA 90025

I have been in electronics for _____ years. Please mail me your free bulletin which gives details concerning your electronics degree programs.

Name _____ Age _____

Address _____

City _____ State _____ Zip _____

Circle 76 on reader service card



Build an RCA Liquid Crystal Clock

And take a future-look at time.



RCA's KC4014 battery-operated Liquid Crystal Clock brings you the latest in state-of-the-art display and IC technology.

The ultra-low power consumption of liquid crystals and COS/MOS integrated circuits makes it possible to operate this extremely accurate chronometer on low-cost penlite batteries for an entire year.

Easy to put together, the KC4014 requires no special adjustment or alignments. Just insert the batteries and set the time. A "fast-slow" trimmer permits setting to a precise time standard.

And you can count on the KC4014 quartz-controlled clock to keep superbly accurate time—with an accuracy of one minute-per-year or better.

A colon between the minute and hour display flashes at a precise one-second rate to indicate clock operation and for use as a "seconds" timer.

The KC4014 Liquid Crystal Clock is housed in an attractive wood-grained metal cabinet. It's ideal for home, office, or lab use... and is available from your local RCA IC Kit Dealer or Distributor. Optional list price is \$89.95, less batteries.

RCA Solid
State
products that make products pay off

Buy your Liquid Crystal Clock and other RCA kits here.

ARKANSAS

El Dorado
Lavender Electronics, Inc.
522 West Main

Fort Smith
Wise Wholesale Electronics
1001 Towson Avenue

Little Rock
Lavender Electronics, Inc.
1122 Center Street
Frank Lyon Company
65th & Scott Hamilton Drive
David White Electronics, Inc.
1222 Main Street

Pine Bluff
David White Electronics, Inc.
615 Main Street

Texarkana
Lavender Electronics, Inc.
522 East 4th Street

CALIFORNIA

Berkeley
Al Lasher's Electronics
1734 University Avenue

Inglewood
Olson Electronics Inc.
4642 West Century Blvd.

San Francisco
Hauer Electronic Supply
1185 Mission Street

COLORADO

Colorado Springs
D & M Electronic Supply
715 North Weber Street

Denver
Burstein-Applebee Co.
800 Lincoln Street
Fistells Electronics Supply
1001 Bannock Street

ILLINOIS

Chicago
Howard Electronic Sales, Inc.
4573 So. Archer Ave.
Joseph Electronics Inc.
1733 N. Harlem Avenue.
North Central Elect. Supply Co.
3412 W. Bryn Mawr Ave.
Olson Electronics Inc.
123 North Western Ave.
Union Electronics, Inc.
658 W. 79th St.

Crest Hill
Mainline Supply Co.
804 Theodore St.

Danville
Bud Electronic Supply Co.
22 N. Jackson

DeKalb
J & M Electronics Inc.
1612 Sycamore Road

Evanston
Tri-State Electronics Corp.
707 W. Howard Street

Niles
Joseph Electronics Inc.
8830 Milwaukee Avenue

Peoria
Klaus Radio Inc.
8400 N. Pioneer Parkway

Rockford
J & M Electronics Inc.
2001 Ninth Street

South Holland
Union Electronics, Inc.
16010 So. Cottage Grove

Waukegan
Badger Electronics, Inc.
1105 Washington St.

INDIANA

Anderson
Graham Electronics
2230 Columbus Avenue
Seyberts Electronic Supply Inc.
1331 South Main St.

Bloomington
Ohio Valley Sound Inc.
320 Country Club Rd.
H.A. Williams Co.
204 Rogers St.

Columbus
H.A. Williams Co.
1003 Washington St.

Evansville
Ohio Valley Sound Inc.
20 East Sycamore St.

Ft. Wayne
Ft. Wayne Electronic Supply Inc.
3606 E. Maumee Avenue

Indianapolis
Associated Distributors Inc.
8399 Zionsville Rd.
Graham Electronics Supply Inc.
133 South Pennsylvania Street
Graham Electronics Supply Inc.
Georgetown Plaza
4831 West 38th Street
Graham Electronics Inc.
Glendale Center
6101 North Keystone Avenue
Meunier Electronic Supply, Inc.
3409 E. Washington Street
Ra-Dis-Co Inc.
814 North Senate Ave.

Jeffersonville
Moakler Electronic
500 E. Chestnut St.

Kokomo
SERVI-Tronics
1200 S. Main St.

Lafayette
Graham Electronics
Tippecanoe Mall
Graham Electronics/
Lafayette Radio Supply Inc.
408 North Street

Muncie
Muncie Electronic Supply Inc.
822 Madison St.

Richmond
H.A. Williams Co.
1114 South F St.

South Bend
Radio Distributing Co. Inc.
1212 High St.

Terre Haute
Midwest Supply Electronics, Inc.
1216 Wabash Avenue
Midwest Supply Electronics, Inc.
2015 Garfield Avenue

Vincennes
Ohio Valley Sound Inc.
902 Main St.

IOWA

Cedar Rapids
Deeco Inc.
2500 16th Ave. S.W.

Des Moines
Radio Trade Supply Co.
1013-1017 High St.

Sidies Distributing Co. Ltd.
2205 Bell Avenue

KANSAS

Overland Park
Burstein-Applebee Co.
9629 Metcalf Ave.

KENTUCKY

Lexington
Radio Electronic Equipment Co.
480 Skain Ave.

Louisville
P.I. Burks Co.
842 S. 7th St.
The Collins Co. Inc.
829 S. Floyd St.
Peerless Electronic Equipment Co.
1815 South 7th St.

Owensboro
Ohio Valley Sound Inc.
600 West Third St.

LOUISIANA

Alexandria
Electronic Service Supply Co.
1109 Bolton Avenue

Monroe
Radio & Electronic Supply
320 North Fourth Street

Shreveport
B & S Electronics, Inc.
2618 Southern Avenue
Interstate Electric Co.
1419 Culpepper Street

MARYLAND

Aberdeen
Harco Electronics Inc.
Rt. 22 Carsins Run

Hagerstown
Allegheny Electronics, Inc.
1301 Potomac Avenue

Savage
D & H Distributing Co.
8220 Wellmorn Ct.

Silver Spring
Silver Spring Electronic Supply
8203 Georgia Avenue

MASSACHUSETTS

Lynn
Land Electronics Supply Co., Inc.
9 R Franklin St.

MICHIGAN

Detroit
R S Electronics Inc.
12775 Lyndon

Flint
Shand Electronics, Inc.
2401 S. Dort Highway

Kalamazoo
RS Electronics-Kalamazoo Inc.
3219 E. Kilgore Rd.

Muskegon
Electronic Distributors Inc.
1960 Peck St.

Roseville
R S Electronics Inc.
27882 Gratiot

Saginaw
Morley Brothers Inc.
525 Morley Dr.

Westland
Olson Electronics Inc.
200 North Wayne Rd.

Wyoming
R S Electronics-Grand Rapids Inc.
300 - 36th St. S.E.

listing continued next page

Buy your Liquid Crystal Clock and other RCA kits here.

MINNESOTA

Minneapolis
F. C. Hayer Company
701 Washington Ave. No.

MISSOURI

Joplin
Reed Radio & Supply Inc.
1610 Main Street

Kansas City
Burststein-Applebee Co.
3199 Mercier St.

Springfield
Reed Radio & Supply Co. Inc.
805 Boonville Avenue

NEW HAMPSHIRE

Manchester
RSL Distributors
670 Chestnut St.

NEW JERSEY

Camden
General Radio Supply Co.
600 Penn St.

Hackensack
Nidisco Inc.
55 State St.

Jersey City
Nidisco Inc.
713 Newark Avenue

Passaic
Nidisco Inc.
294 Passaic St.

Ridgefield
Nidisco Inc.
484 Bergen Boulevard

Trenton
Nidisco Inc.
985 Princeton Ave.

Union
Nidisco Inc.
2401 Vaux Hall Rd.

Union City
Nidisco Inc.
2812 Kennedy Blvd.

NEW YORK

Bayside
Arrow Electronics Inc.
Consumer Product Div.
207-02 Northern Blvd.
Arrow Electronics Inc.
206-19 45th Rd.

Buffalo
Summit Dist. Inc.
916 Main Street

New York
Dale Electronics Corp.
244 West 14 St.
Harvey Radio Co.
23 W. 45th St.

Richmond Hill
Anchor Electronic Distributing Corp.
116-01 101st Avenue

White Plains
Westchester Electronics Inc.
602 Mamaroneck Ave.

NORTH CAROLINA

Charlotte
Dixie Radio Supply Co.
2220 S. Tryon St.

Kinston
Southeastern Radio Supply Co.
1005 East Highland Avenue

OHIO

Akron
Olson Electronics Inc.
260 South Forge

Cincinnati

United Radio Inc.
Summit Rd. & Reinhold Dr.

Cleveland
Main Line Inc.
1260 East 38th
Olson Electronics Inc.
6153 Mayfield Rd.

Columbus
Hughes-Peters Inc.
481 E. 11th St.
Whitehead Radio Company
124 N. Grant Ave.

Dayton IE
Stotts Freidman Co.
108 N. Jefferson St.

Elyria
EL A Co. Electronics, Inc.
235 Lodi Street

Perrysburg
Main Line Inc.
Willis Day Industrial Park
Building #2 North

Toledo
R S Electronics-Toledo Inc.
4641 W. Bancroft
Zanesville
Thompson Radio Supplies
110 South 6th St.

OKLAHOMA

Muskogee
Sooner Radio and TV Supply, Inc.
110 Callahan St.

Oklahoma City
Radio Supply Inc.
724 N. Hudson Ave.

Tulsa
Radio Inc.
1000 S. Main St.
S & S Radio Supply
537 S. Kenosha

OREGON

Eugene
United Radio Supply Inc.
974 West Sixth Avenue

PENNSYLVANIA

Allentown
Radio Electronic Service Co.
of Lehigh Valley Inc.
425 Hanover Ave.

Altoona
Tower Radio Electronics
Commerce Park

Drexel Hill
Kass Electronic Distributors
2502 Township Line Rd.

Easton
Radio Electric Service Co.
of Lehigh Valley Inc.
1700 Northampton St.

Elkins Park
A.G. Radio Parts Co.
939 Township Line Rd.

Philadelphia
Herbach & Rademan, Inc.
401 E. Erie Ave.

Pittsburgh
Olson Electronics Inc.
3405 Saw Mill Run Rd.

SOUTH CAROLINA

Columbia
Dixie Radio Supply Co.
1900 Barnwell St.

Greenville
Dixie Radio Supply Co.
500 Pendleton St.

TEXAS

Brownsville
George's Electronics Mart, Inc.
743 E. Elizabeth St.

Dallas
Adleta Electronics Company
1914 Cedar Springs
Interstate Electric Company of Texas Inc.
4500 Alpha Road

Olson Electronics Inc.
6215 Hillcrest Ave.

Southwest Radio Supply
1820 North Harwood Street

Sterling/Crabtree's
2628 Maple Avenue

Sterling/Crabtree's
10215 North Central Exp.
Sterling/Crabtree's
3510 Marvin D. Love Fwy.

Wilkinson Brothers Co.
628 Center St.

El Paso
Midland Specialty Co.
2235 Wyoming Avenue

Fort Worth
Adleta Electronics Company
100 S. Freeway, Cor. Vickery

Greenville
Lavender Electronics, Inc.
2311 Washington

Houston
Electrotex-Houston
2300 Richmond Avenue

Irving
Electrotex-Dallas
3417 Carpenter Freeway

Sterling/Crabtree's
254 West Carpenter Fwy.

Odessa
Midland Specialty Co.
2101 Andrews Highway

Paris
Lavender Electronics, Inc.
274 S. Main Street

Sherman
Lavender Electronics, Inc.
308 East Houston Street

Tyler
Lavender Electronics, Inc.
503 East Oakwood Street

VIRGINIA

Arlington
Arlington Electronic Wholesalers, Inc.
3636 Lee Highway

Norfolk
Priest Electronics, Inc.
6431 Tidewater Drive

Winchester
Stinsons Electronics, Inc.
2149 Valley Avenue

WISCONSIN

Oshkosh
Electronic Industries
19 E. Irving

WYOMING
Casper
Hathaway Electronic Supply
333 West Walcott

Cheyenne
Houge Radio & Supply Inc.
1108 Logan Avenue

CANADA

RCA Limited/EC Div.
Quebec, Canada

RCA Solid
State
products that make products pay off


Circle 77 on reader service card

MECHANICAL-FAILURE SHORT CIRCUITS

What do you do when resistance measurements indicate a ground or short circuit and the schematic diagram doesn't even give a hint of such a possibility?

One thing to be sure to do is check carefully *around and under* any component (like those miniature electrolytic coupling capacitors) insulated with plastic film or heat-shrink tubing.

In the photograph the pencil point indicates a pinhole puncture in the plastic covering of a coupling capacitor. A sharp end of a wire lead protruding from the terminal strip (hidden when the capacitor is pressed down into its normal position) was the culprit.



As a repair, the sharp end was snipped off and several layers of plastic tape were applied, over the hole in the insulation, on the under side of the capacitor.

When adding insulation to a component be sure not to cover any markings of capacitance or working voltage with the tape.—Elmer C. Carlson

... capacitor shortages causing replacement problems and servicing delays?


Maybe that old capacitor
is still good . . .

check it out with the

SPRAGUE

MODEL TO-6A **TEL-OHMIKE®**

CAPACITOR ANALYZER



Laboratory quality
and accuracy, yet priced
so you can afford it . . . \$158²⁵ NET!

Measures Capacitance. Up to 2000 μ F in 5 overlapping ranges, including an exclusive 1 to 100 pF range.

Measures Power Factor. Utilizes the highly accurate Wien Bridge method. Reads up to 50% in 3 ranges.

Measures Leakage Current of aluminum electrolytics. Easy-to-read meter, with exact rated voltage (up to 600 V) applied from adjustable power supply.

Measures Insulation Resistance. For paper, film, ceramic, mica capacitors. Dual range—to 100KM Ω at 25V, to 50 KM Ω at 150V.

Get a demonstration from your Sprague Distributor today . . . or, order directly from Sprague Products Company, 81 Marshall Street, North Adams, Mass. 01247.

(Prices subject to change without notice)

65-1104

SPRAGUE®
THE MARK OF RELIABILITY

THE BROAD-LINE PRODUCER OF ELECTRONIC PARTS

**DISCOUNT
TEST
EQUIPMENT
SPECIALISTS**

B&K

EICO®

SENCORE

Leader

COMPLETE LINE OF
ELECTRONIC SUPPLIES
ICC/Mullard & Raytheon Tubes
Telematic Test Rigs
TV Tuner Subber

FREE CATALOG

FORDHAM

Radio Supply Co., Inc.
558 Morris Ave., Bronx, N.Y. 10451
Tel: (212) 585-0330

Circle 78 on reader service card


Circle 79 on reader service card

73

It's new! It's digital!

Build it

Bell & Howell Schools introduces a new learn-at-home program in electronics that includes building a giant-screen color TV with these digital features:



yourself!

Digital clock
that flashes on screen

Channel numbers
that flash on the screen

Automatic pre-set
channel selector



Have fun doing it!

What a thrill to have an at-home educational program in which you actually build your own color TV! Especially a TV with features made possible by the new applications of digital electronics!

Like channel numbers that flash right on the screen! No more squinting to see which channel you're on or want to turn to.

An on-screen digital clock! Just a push of a button and your TV tells you the time of day!

An automatic channel selector that you pre-set to skip over "dead" channels and go directly to the channels of your choice.

Plus... silent, all-electronic tuning, *state-of-the-art* integrated circuitry, Black Matrix picture tube and 100% solid-state chassis for a bright, sharp picture with long life and dependability.

You learn valuable skills in electronics through experiments and testing as you build this advanced-design color TV.

Do it for your future!

Once you complete this new learn-at-home program from Bell & Howell Schools, you'll have the specialized skills to service color TV's plus the knowledge that you can apply to repair a variety of home electronic equipment. No better or more practical at-home training in electronics is available anywhere!

These skills could open up new income opportunities for you, full or part time. While many of our students do not ask for employment assistance, it is available. Of course, no assurance of income opportunities can be offered.

Do it now!

Find out how you can build and keep this Bell & Howell 25-inch diagonal color TV with digital features—plus our exclusive Electro-Lab® electronics training system with digital multi-meter, solid-state "triggered sweep" oscilloscope and design console.

Find out, too, about the Lab Starter Kit that gives you "hands on" experience with your first lesson—and about our toll-free phone-in assistance and in-person "help sessions" to assist you every step of the way.

Mail postage-free card today!

This Bell & Howell Schools program is approved by the state approval agency for Veterans' Benefits. Please check the appropriate box on the card for free information.

If card has been removed, write:


An Electronics Home Study School
DeVRY INSTITUTE OF TECHNOLOGY

ONE OF THE
BELL & HOWELL SCHOOLS

4141 Belmont, Chicago, Illinois 60647

"Electro-Lab" is a registered trademark
of the Bell & Howell Company

602R4



VERSATILE IS enjoyable



IC150

This IC150 . . . is the finest and most versatile control unit I have ever used. For the first time I can hook all my equipment together at once. I find many semi-pro operations possible with it that I have never been able to pull off, including a first-class equalization of old tapes via the smooth and distortionless tone controls. I have rescued some of my earliest broadcast tapes by this means, recopying them to sound better than they ever did before.

--Ed Canby, AUDIO

Among the things you can do with an IC150:

Produce your own taped programs! Record from any of seven inputs: 2 phono, 2 tape, 1 tuner, 2 auxiliary (tape player, cassette deck, guitar, microphone, etc.)

Clean up record scratch, tape hiss and turntable rumble with filters which scarcely alter program material.

Improve frequency response with bass and treble controls for each channel.

Enhance stereo image with the IC150's exclusive panorama control.

Record two copies of a program at once, and monitor source and tape for each. Or, record on one tape deck while listening to a second tape.

Recreate original placement of soloists, small groups and actors, regardless of speaker position.

The IC150 performs all these functions and more with lower distortion and noise than any other preamplifier. This combination of clean sound and versatility cannot be bought anywhere else for less than \$600. But you can buy it for only \$299 at your **Crown** dealer. See him today to make your own comparison.

For independent lab test reports on the IC150, write **CROWN**, Box 1000, Elkhart, Indiana, 46514.



CROWN


MADE ONLY IN AMERICA

78 Circle 80 on reader service card

new products

More information of new products is available from the manufacturers of items identified by Reader Service number. Use the Reader Service Card inside the back cover.

PRINTED CIRCUIT CARD HANDLE features a screw-on type handle that incorporates an identification strip. Manufactured in a transparent makrolon material. Available in three colors,



clear, amber, and red. Price in quantity of 1 to 5 packages of 10 handles complete with screws is \$2.65 each package.—**Vero Electronics Inc.**, 171 Bridge Road, Hauppauge, N.Y. 11787.

Circle 31 on reader service card

HEAT SHIELDS, models WP25 and WP40. Designed to allow cooling air to flow around the handle of Weller Professional Grade Soldering Irons. Shield is contoured to fit the hand.


25-watt WP25 and 40-watt WP40 irons are 7-7/8 in. long and 1-3/4 oz.; pencil-type soldering tools.



Can be used from tool box or with custom stand (PH25) as complete bench station. Other features include stainless steel barrels and double iron-coated industrial quality tips. Weller replacement tips are available in eight configurations. Three-wire cords are also available for either model; they require 120 volts.—**The Cooper Group**, P.O. Box 976, Apex, N.C. 27502.

Circle 32 on reader service card

FOUR-CHANNEL DECODER, SQ-W (Stock No. 99-03311W), incorporates wave matching full-logic decoder circuitry with Vari-blend for high front-to-rear and left-to-right separation of four-channel SQ program material as well as compatible decoding circuits for other matrix



systems. Provides two composer circuits (A & B) for substantially restoring all other four-channel encoded (matrixed) records to their original four-channel format, and deriving four-dimensional sound from conventional two-channel stereo records, tapes, and FM

broadcasts.

Features include: two input sensitivity controls; selector switch for SQ full logic, discrete, two-channel, composer A, and composer B; master volume control for adjusting volume of all four channels simultaneously. 2-7/8" x 14-1/4" x 11-1/8"; for 117 Vac, 60 Hz; \$99.95.—**Lafayette Radio Electronics**, 111 Jericho Turnpike, Syosset, N.Y. 11791.

Circle 33 on reader service card

AMPLIFIER KIT, model TR-3. 70-watt-per-channel power amplifier features push-pull operation of all stages and direct coupling throughout. At a steady-state 70 watts into 8 ohms, power bandwidth is 5 to 40,000 Hz \pm 1/2 dB. THD is less than 0.1%, and IM is under .07%. Sensitivity can be set so that only .15 volt is needed at input for full output.

Amplifier accepts any load, even capacitive. Push-pull operations reduces problems of



odd-order harmonic distortion, heating, and power supply ripple. Ac-dc feedback loops around output and driver sections and around entire amplifier, plus a dc-only loop overall. 5 1/2 x 8 11 1/2 in.; takes 3 or 4 evenings to assemble; TR-3D 2-channel (stereo) \$194.90; TR-3M single-channel (mono) \$142.00.—**Schuber Organ Corp.**, 43 West 61st Street, New York, N.Y. 10023.

Circle 34 on reader service card

TV PORT-A-TUNER, PTS-3001. VHF/UHF portable television tuner may be substituted for TV set's tuners while they are out of set for overhaul.

Features: two solid-state tuners (82 chan-



nels); high gain, low noise factor; ac powered; completely isolated; neon on/off signal light. Vinyl grain box in green, blue, or black. \$49.95 with hookups.—**PTS Electronics, Inc.**, P.O. Box 272, 5233 Highway 37 S., Bloomington, Ind. 47401.

Circle 46 on reader service card

AM/FM STEREO RECEIVER, model Realistic STA-14A is rated at 25 watts \pm 1 dB at 4 ohms; 10 watts rms. Response is 30—15,000 Hz \pm 3 dB.


Features: magnetic and ceramic phono inputs; FET front end, wideband AM circuitry; switchable afc to prevent drift on FM; separate bass and treble controls; headphone jack; tuning meter;



built-in FM and AM antennas. 5 x 15 x 12½ in.; \$109.95, includes \$19.95 walnut wood case.—Radio Shack, 2617 West Seventh Street, Fort Worth, Tex. 76107.

Circle 35 on reader service card

4-CHANNEL TRANSCEIVER, model BTL-304. Two-way radio is FCC type accepted under parts 21, 89, 91, and 93 for operation over low-band frequency range (29—50 MHz). Power output is rated at 30 watts from 13.8-volt dc power source. 0.35-µV receiver has selectivity rated at 6 dB ±7.5 kHz, 70 dB ±15 kHz, and



delivers audio output of 5 watts.

Double conversion i.f. system is 10.7 MHz and 455 kHz. On/off/volume and noise-operated squelch system are operated by front panel controls. VSWR bridge limiting circuitry protects transmitter from final transistor damage. 2¾ x 6½ x 9½ in.; 6½ lbs.; \$349.00, includes high-impedance plug-in ceramic mike and dash mounting bracket.—Regency Electronics, Inc. 7900 Pendleton Pike, Indianapolis, Ind. 46226

Circle 36 on reader service card

FREE catalog



over **1000** unique tools, handy kits, precision instruments, technical supplies.

Our 21st year of service to the World's finest craftsmen and technicians.

National Camera
2000 West Union Ave. Dept. G88
Englewood, Colorado, 80110

Send a FREE copy of the nc Flasher


name _____
address _____
city _____
state _____ zip _____

National Camera
2000 West Union Ave. Dept. G88
Englewood, Colorado, 80110

Circle 81 on reader service card

LEADER... outduals them all!

LBO-505
5" DUAL TRACE
DUAL CHANNEL
TRIGGERED SCOPE



\$669.95
With probes, adapters, leads.

- Compact, economical, solid state accuracy. For prod'n, field maintenance, quality control, lab, design & testing.
- Features —
- 15MHz bandwidth
 - Trig. & auto. sweep — from 100 nanosec/cm (10X mag.) to 0.5sec/cm, 17 steps calibr'd.
 - AC/DC coupling per chan.
 - Separate or simultaneous sweep display of ch 1 & 2 — alternating, chopped, algebraically added & vector (X-Y).
 - 10mVp-p/cm vert sensitivity.
 - Cont. scale illumination w/front panel control.
 - 7¾" H x 9¾" W x 15" D, 14 lbs.


"Put us to the test"

LEADER
INSTRUMENTS CORP.

151 Dupont St., Plainview, L.I., N.Y. 11803 (516) 822-9300

Circle 82 on reader service card

THE \$395 FUNCTION GENERATOR FOR ONLY \$135.*



*MKI KIT: \$135 ASSEMBLED: \$195

- Sine, Square, Triangle, 10Hz-1MHz
- Continuous DC Offset
- 20V. p to p Signals
- 10:1 FM and Sweep
- Auxiliary TTL Output
- Calibrated Attenuator
- Variable Attenuator
- Alum. Case, 11"x4"x8½"
- Fully Guaranteed

DEPT M, AMERICAN CIRCUITS AND SYSTEMS, INC. P.O. BOX 149
PLANETARIUM STATION NY 10024

MKI KIT (\$135) ASSEMBLED (\$195)

FREE LITERATURE

NAME _____
ADDRESS _____
CITY _____ STATE _____ ZIP _____

Please enclose \$5 for postage and handling. NYS residents add 7% tax. C.O.D. orders send only \$5 postage. Balance on delivery.

AMERICAN CIRCUITS AND SYSTEMS, INC.

Circle 83 on reader service card

AUTOMATIC TURNTABLE, model 710X features sequential cam shaft drive mechanism. Uses 8 independent pre-programmed cams mounted on central shaft to control automatic functions. Uses heavy, cast, anti-magnetic plat-



ters powered by high-torque synchronous motor, connected to variable speed control. Comes with umbrella-type automatic spindle and rotating manual stub spindle.

Pickup arm is low-mass tubular aluminum


unit suspended in ball-bearing race, and balanced by resiliently mounted counterweight. Cartridge head can be adjusted for proper stylus overhang, and anti-skating adjustment is provided for spherical and elliptical styli. Uses low friction pivot suspension, and tracks as low as 0.5 grams. Shure M91E elliptical diamond stylus magnetic cartridge is supplied with unit.—**BSR-Metrotec**, Blauvelt, N.Y. 10913.

Circle 37 on reader service card

STEREO CASSETTE DECK, model 160. Noise reduction system de-processes Dolby-encoded cassettes or records cassettes. Features high-density heads that minimize tape drag and distortion, and maximize frequency response.

Tape-run indicator light shows direction and mode of tape travel. Has left and right low-impedance mike jacks; 3-digit resettable tape counter for program selection; stereo headphone jack; pause control; removable head

cover; electronic governed dc motor for tape speed stability. Two-head, 1-motor cassette deck comes with auto shut-off at end of tape, and has wow and flutter of 0.15 percent, and frequency response from 30 to 13,000 Hz with



standard tape, 30 to 14,000 Hz with chromium dioxide tape. Signal-to-noise ratio is 58 dB with Dolby process; input sensitivity is 0.1 V; output level is 0.30 V. 16½ x 4¾ x 10⅞ in.; 12½ lbs.; \$239.50.—**TEAC Corp. of America**, 7733 Telegraph Road, Montebello, Calif. 90640.

Circle 38 on reader service card

STEREO RECEIVER, model SX-1010 is rated at 100 watts continuous power per channel with both channels driven into 8-ohm loads. Delivers full power at less than 0.1% THD at all audio frequencies from 20 Hz to 20,000 Hz. Features parallel push-pull direct-coupled pure-complementary output stages powered by dual positive-negative power supply that uses total of 36,000 µF of primary filter capacitors. Automatic electronic relay system protects against overload and possible short circuits.

Tone control defeat switch provides flat response over entire audio range and beyond. Dual phono inputs, precision equalized to within ±0.3 dB of standard RIAA, separate

E159
TUBE
BONANZA!
20



assorted tubes for \$1.00
Untested (some will be good, some bad).

TAKE A CHANCE FOR
\$1.00

SLIDE
SWITCHES
12 for \$1.00

All types, SPDT, DPDT, etc. E106

TRANSISTOR
REPAIR KIT
\$1.00

Includes resistors, condensers, transistors, transformers and various & sundry parts used to repair transistor radios, walkie-talkies, tape recorders, etc. E107




PRECISION
RESISTORS

All 1%, ½ watts & 1 watt. From low to high ohmages. E113



DUAL
POTENTIOMETERS
25 for \$1.00

Assorted ohmages. Originally for Hi-Fi, Stereo and TV. E123



TIE LUGS
50 for \$1.00
From 2 lugs up
E143

MISCELLANEOUS
MINIATURE
TUNING
METERS.
2 for \$1.00



E190

MONEY BACK GUARANTEE
Terms: Minimum order \$4.00. Include postage. Either full payment with order or 20% deposit, balance C.O.D.

FREE CATALOG

BARGAIN
BONANZA
OF
EDLIE
HIGHEST QUALITY
KITS
ONLY NEW
PRODUCTS
EXCELLENT MIXTURE
E188 GIANT PACK OF
ASSORTED TRANSISTORS

Silicon Planar
Untested, NPN & PNP
Power, Audio, RF
100 for \$1.98

EZ165
ASSORTED
BATTERY
OPERATED MOTORS
3 for \$1.00



VOLUME CONTROLS
20 for \$1.00

Wire wounds & carbons, up to 1 meg, some with switches. E126



10 SHIELDED WIRE
ASSEMBLIES for \$1.00
With RCA molded plug at one end & tinned wire at the other. E145


WRITE FOR
FREE VALUE PACKED
CATALOG

BONUS
FREE CAPACITOR KIT
With Every \$5 Purchase

DISC CAPACITORS

60 for \$1.00

Assorted capacitances from .0001 to .1. Different voltages, mostly 600 volts N.P.O. N750. E140

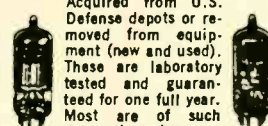


MINIATURE TRANSISTOR
ELECTROLYTES
13 for \$1.00

Some axial leads, some vertical mount, mixed capacitances and mixed capacitances and mixed voltages. E121

MINIATURE
POTS
12 for \$1.00

Used in transistor and miniature applications. E141



RADIO & TV Receiving
Any 3 for \$1.19

1L4, 1S5, 1T4, 1U5,
3CB6, 3DG4, 3EH7, 3EJ7,
3KT6, 3S4, 3V4, 4BC5,
4BN6, 4BU8, 5CZ5, 5J6,
5T8, 5U4, 6AC7, 6AF4,
6AG5, 6AJ8, 6AK5, 6AK6,
6AL5, 6AQ5, 6AX4, 6B10,
6BA6, 6BA11, 6BL7,
6BL8, 6BN4, 6BN11,
6BQ6, 6BS3, 6BU8, 6BW4,
6BZ6, 6CB6, 6CD6, 6CF6,
6CG3, 6CG8, 6CJ3, 6CM3,
6CQ4, 6DA4, 6DE4, 6DG6,
6DK6, 6DN7, 6DT6, 6DW4,
6EA7, 6EH5, 6EH8, 6FD7,
6FM7, 6GF7, 6GH8, 6GK6,
6GL7, 6GM6, 6GN8, 6GU7,
6GV5, 6HE5, 6HJ7, 6HJ8,
6HS8, 6J6, 6JN6, 6JW8,
6K7, 6K11, 6KM6, 6KY8,
6LF8, 6LY8, 6SA7, 6SH7,
6SN7, 6SV7, 6T8, 6T10,
6V4, 6W4, 6X4, 7GS7,
8CM7, 8CN7, 8EB8, 8SN7,
12AD6, 12AE7, 12AU7,
12AT7, 12AU6, 12AV5,
12AX4, 12BA6, 12BE6,
12BH7, 12BY7, 12CB8,
12CN5, 12DS7, 12RS5,
12SC7, 12SN7, 15KV8,
18FW6, 19T8, 20E27, 22BW3,
35C5, 35Y4, 36AM3,
50B5.

CARBON RESISTORS
175 for \$1.00

Most with cut leads (long enough for soldering), some pre-formed. Most all 5% or 10%.

TOOL KITS

FOR THE FIELD ENGINEER



Includes more than 100 tools!

JTK-17

Write for brochure

More than 100 fine tools used for servicing in the field. Used on communications equipment, business machines, computers, all kinds of electronic systems. All tools and VOM tester are furnished in deluxe attache case.

FOR THE ELECTRONIC TECHNICIAN



Industrial electronic technician kit JTK-2 includes 44 most-wanted tools used for making breadboards and mock-ups. Write for list of included items.

Free Catalog

Includes 72 pages of hard-to-find tools used by electronic technicians, instrument mechanics, engineers, scientists. Over 1700 items listed. Write today.



JENSEN TOOLS and ALLOYS
4117 N. 44TH STREET, PHOENIX, ARIZONA 85018

EDLIE ELECTRONICS, INC. 2700-E HEMPSTEAD TPKE., LEVITTOWN, N.Y. 11756

Circle 21 on reader service card

Circle 22 on reader service card

stereo microphone inputs, dual stereo tape deck inputs and deck-to-deck duplication while simultaneously listening to another program source, provide professional studio-console control. Additional inputs and outputs for noise reduction or 4-channel accessories and adapters double as connection points for two more tape decks, if required.

FM tuner section has IHF of 1.7 μ V, capture ratio of 1 dB, harmonic distortion of less than 0.2%, and signal-to-noise ratio of better than 72 dB. Phase-locked loop IC circuit insures sep-




aration greater than 40 dB; 5-gang variable capacitor in front end, three dual-gate MOSFET's, 7-stage limiter and phase-linear ceramic filters result in 90 dB selectivity and 110 Db of image, i.f. and spurious signal rejection. Unit handles three pairs of speaker systems with any one of two pairs selectable at front panel. Other control features include high-and low-frequency filters, -20 dB audio muting, FM muting, and loudness contour. IHF power bandwidth extends from 5 Hz to 40 kHz; overall frequency response is 10 Hz to 40 kHz, +0 dB, -1 db. Phono overload is better than 250 mV. \$699.95 includes walnut cabinet.—U.S. Pioneer Electronics Corp., 75 Oxford Drive, Moonachie, N.J. 07074.

Circle 39 on reader service card

LABORATORY POWER SUPPLY, model 202S features current foldback mode in addition to fully regulated voltage and current modes. Rated at 30 volts and 1.5 amps continuous duty, solid state circuitry includes 3 op-amps and

solid-state limit and foldback indicators. Output impedance varies from +4 milliohms through zero to -4 milliohms; output capacitance reduces from 1000 μ F to .47 μ F while maintaining



full loop stability for all real and reactive loads. Output circuitry is protected against overload as well as positive and negative external forcing within the limits of ± 30 V and ± 1.5 A. Four selectable meter ranges are provided for monitoring output voltage and current. Operation characteristics include: .01% line and load

regulation at full load, ripple and noise of 1 mV/1 mA peak-to-peak and 250 μ V/250 μ A rms, and transient recovery time of 20 μ sec. \$189.00.—Grumil Corp., 4626 Idelwilde Lane S.E., Albuquerque, N.M. 87108. R-E

Circle 40 on reader service card

**GIVE...
so more will live
HEART
FUND**



Contributed by the Publisher

CHANNELLOCK Gives You MORE In Hand Tools Including



**IMITATED...
BUT NEVER
EQUALLED**



CHAN NEL LOCK

The ORIGINAL Tongue-'N-Groove Plier
First Of Its Kind . . . And Still First

1—Only CHANNELLOCK—the original tongue and groove plier—gives you smooth working, machined mating parts that can never jump out . . . both the tongue and grooves are undercut. CHANNELLOCK imitators can't say this.

2—Only CHANNELLOCK gives you the patented reinforcing flange that eliminates stress breakage. Again, CHANNELLOCK imitators can't say this.


Reasons why CHANNELLOCK, although imitated, has no equal as a work saver, year after year.

Be sure you get the genuine CHANNELLOCK. Look for the trade mark on the handle.

Send For Our Catalog . . . It's Yours For The Asking.

CHANNELLOCK, INC. • Meadville, Pennsylvania 16335

**WE DON'T CLAIM
OUR ELECTRONIC
IGNITION SYSTEM
IS BEST**



**OUR
CUSTOMERS DO!**

WRITE TODAY FOR FREE LITERATURE

JUDSON

RESEARCH AND MFG. CO.
CONSHOCKEN, PA., U.S.A.



Circle 23 on reader service card

Circle 24 on reader service card

The practical cordless original

When the Wahl Iso-Tip® Cordless Soldering Iron was introduced, it became practical to eliminate the cord from soldering.

Weighing only six ounces, compact and fast heating, the Iso-Tip can make up to 125 electronic joints (or more) per charge.

Its recharging stand repowers its batteries overnight. And its worklight lets you see what you're soldering.

Accessories include carrier storage tube, auto charger, and 4 replacement tips. For all the details, see your local electronic component distributor.

Still the greatest advance in soldering since electricity.



General Purpose Tip

Fine Tip

Tuner Extension Tip

Heavy Duty Tip

Protective Carrier/Storage Tube

Auto Charger Plug Assembly (lighter)

WAHL®
CLIPPER CORPORATION
Department 4 2902 Locust Street
Sterling, Illinois 61081 815-625-6525


(For use only on irons coded D72 and up)
SEE US AT NEWCOM—BOOTH D-25

Circle 25 on reader service card

Now...the most enjoyable do-it-yourself project of your life—a Schober Electronic Organ!

You'll never reap greater reward, more fun and proud accomplishment, more benefit for the whole family, than by assembling your own Schober Electronic Organ.

You need no knowledge of electronics, woodwork or music. Schober's complete kits and crystal-clear instructions show you — whoever you are, whatever your skill (or lack of it) — how to turn the hundreds of quality parts into one of the world's most beautiful, most musical organs, worth up to twice the cost of the kit.



Five superb models with kit prices from \$500 to around \$2,000, each an authentic musical instrument actually superior to most you see in stores, easy for any musically minded adult to learn to play, yet completely satisfying for the accomplished professional. And there are accessories you can add any time after your organ is finished — lifelike big auditorium reverberation, automatic rhythm, presets, chimes, and more.

Join the thousands of Schober Organ builder-owners who live in every state of the Union. Often starting without technical or music skills, they have the time of their lives — first assembling, then learning to play the modern King of Instruments through our superlative instructions and playing courses.

Get the full story FREE by mailing the coupon TODAY for the big Schober color catalog, with all the fascinating details!

The Schober Organ Corp., Dept. RE-126
43 West 61st Street, New York, N. Y. 10023

Please send me Schober Organ Catalog.

Enclosed please find \$1.00 for 12-inch L.P. record of Schober Organ music.

NAME _____
ADDRESS _____
CITY _____ STATE _____ ZIP _____

Circle 26 on reader service card

new lit

All booklets, catalogs, charts, data sheets and other literature listed here with a Reader Service number are free. Use the Reader Service Card inside the back cover.

DISCOUNT MAIL-ORDER CATALOG. 32-page catalog contains tools, service and repair kits, tubes, test equipment, phono cartridges and needles, speakers and microphones, antennas, components, and many other servicing aids. Manufacturers' brands include Workman, Zenith, RCA, Wahl, Weller, Arco, TeleMatic, Mura, Shure, EICO, Arista, etc. —**Fordham Radio Supply Co.**, 558 Morris Avenue, Bronx, N.Y. 10451.

Circle 41 on reader service card

THE WORLD OF SWL'ING. 16-page booklet features receivers, books, accessories, clocks, antennas, headphones, and shortwave portable receiver. Contains illustrations and prices of each item. Order form and business reply envelope are enclosed.—**Gilfer Associates, Inc.**, P.O. Box 239, Park Ridge, N.J. 07656.

Circle 42 on reader service card

Everything you wanted to know about CD Ignition Systems but didn't know whom to ask.

Send for FREE Tiger booklet (20 pages) which answers all your questions.

Name _____
Address _____
City _____
State _____ Zip _____

CLIP OUT THIS AD AND SEND TO—

TRI-STAR CORP.
P. O. Box 1727 Dept. H
Grand Junction, Colo. 81501

Circle 27 on reader service card

SEMICONDUCTOR PRODUCT GUIDE, 142-page catalog contains semiconductor device installation notes, transistors, silicon FET's, diodes/rectifiers, multi-diode devices, Zener voltage regulators, multipliers, color oscillator crystals, IC's, light-emitting diodes, exact replacement and industrial diode devices, how to read PTC semiconductor cross reference, and PTC semiconductor cross reference.—**Mallory Distributor Products Co.**, Box 1284, Indianapolis, Ind. 46206.

Circle 43 on reader service card

QUICK REFERENCE FOR YOKE ADAPTERS & CONVERGENCE LOADS chart lists Admiral, AMC, Channel Master, Curtis-Mathes, Dumont or Emerson, Heathkit, GE, Magnavox, Packard Bell, Panasonic, RCA, Sanyo, (Sears) Silvertone, Sylvania, Westinghouse, Toshiba, Zenith, and many others. Also contains test rig for tube and solid-state sets, adapter kits, test-jig adapters, transverter, color CRT checker, crystal checker, and portable substituter.—**TeleMatc**, 2245 Pitkin Avenue, Brooklyn, N.Y. 11207.

Circle 44 on reader service card

SANYO VIDEO-VISION VTC 7100. 16-page color brochure contains complete specifications, advanced features, and suggested applications of the VTC7100 video cassette recorder for business, education, and industry.—**Sanyo Electric Inc.**, Communications Products, 1200 West Artesia Blvd., Compton, Calif. 90220.

Circle 45 on reader service card

GLOSSARY OF METRIC CONVERSIONS. 18 pages of over 1100 conversions—metric, physics, electrical, and electronic. Page on metric measurements only; section on useful physical constants, prefixes used in metric system, and Greek alphabet. For non-technical as well as technical people.—**Henry Lavin Associates, Inc.**, 12 Promontory Drive, Cheshire, Conn. 06410. **R-E**

For
faster
service

USE
ZIP
CODE

on
all
mail

ELECTRONIC TECHNICIANS!

Raise your professional standing
and prepare for promotion! Win
your diploma in

ENGINEERING MATHEMATICS

from the Indiana Home
Study Institute

We are proud to announce two great
new courses in Engineering Mathematics
for the electronic industry.

These unusual courses are the result of
many years of study and thought by the
President of Indiana Home Study, who
has personally lectured in the classroom
to thousands of men, from all walks of
life, on mathematics, and electrical and
electronic engineering.

You will have to see the lessons to appreciate them!

NOW you can master engineering
mathematics and actually enjoy doing it!

WE ARE THIS SURE: you sign no
contracts—you order your lessons on a
money-back guarantee.

In plain language, if you aren't satisfied
you don't pay, and there are no
strings attached.

Write today for more information and
your outline of courses.

You have nothing to lose, and every-
thing to gain!

The INDIANA HOME STUDY INSTITUTE

Dept. RE-5, P.O. Box 1189, Panama City, Fla.
32401

Paste this inside
your medicine cabinet.

Cancer's seven warning signals

1. Change in bowel or bladder habits.
2. A sore that does not heal.
3. Unusual bleeding or discharge.
4. Thickening or lump in breast or elsewhere.
5. Indigestion or difficulty in swallowing.
6. Obvious change in wart or mole.
7. Nagging cough or hoarseness.

If you have
a warning signal,
see your doctor.

American Cancer Society

Printed Circuit Kits

ETCH RESIST SENSITIZER
SENSITIZES PRINTED CIRCUIT BOARD TO SPRAY ON. AIR DRIES.

P. C. BOARD ETCHING SOLUTION
PRINTED CIRCUIT MATERIALS

SILVER PRINT CONDUCTIVE PAINT
PRINTED CIRCUIT MATERIALS

GC ELECTRONICS
DIVISION OF HYDROMETALS
ROCKFORD, ILLINOIS 61101

FOR THE HOBBYIST & PROFESSIONAL

FREE

PRINTED CIRCUIT HANDBOOK
WHEN YOU TAKE THIS AD TO
YOUR ELECTRONIC SUPPLIER.



GC

ELECTRONICS



GC ELECTRONICS


DIVISION OF HYDROMETALS, INC.
ROCKFORD, ILLINOIS 61101 U.S.A.



Circle 28 on reader service card

Circle 29 on reader service card

READ WHAT THE EXPERTS SAY ABOUT THE NEW HEATHKIT DIGITAL COLOR TV





The editors of RADIO-TV REPAIR said, "With manufacturers only now beginning to get the color excellence Heath has featured for years, it was time for Heathkit to once again move ahead of the industry, and move they did..."

According to RADIO-ELECTRONICS, the Heathkit GR-2000 Digital Color TV "uses so much digital design and so many integrated circuits... it sets new standards for state-of-the-art in color TV".

The RADIO-ELECTRONICS editors said the Heathkit Digital TV has "features that are not to be found in any other production color TV being sold in the U.S.:



"On-screen electronic digital channel readout... numbers appear each time you switch channels or touch the RECALL button... On-screen electronic digital clock... an optional low cost feature... will display in 12- or 24-hour format... Silent all-electronic tuning. It's done with uhf and vhf varactor diode tuners... Touch-to-tune, reprogrammable, digital channel selection... up to 16 channels, uhf or vhf... in whatever order you wish... there's no need to ever tune to an unused channel. LC IF amplifier with fixed ten-section LC IF bandpass filter in the IF strip... eliminates the need for critically adjusted traps for eliminating adjacent-channel and in-channel carrier beats. No IF alignment is needed ever. Touch volume control... when the remote control is used... touch switches raise or lower the volume in small steps."




POPULAR ELECTRONICS took a look at the 25-in. (diagonal) picture and said it "can only be described as superb. The Black (Negative) Matrix CRT, the tuner and IF strip, and the video amplifier provide a picture equal to that of many studio monitors..."

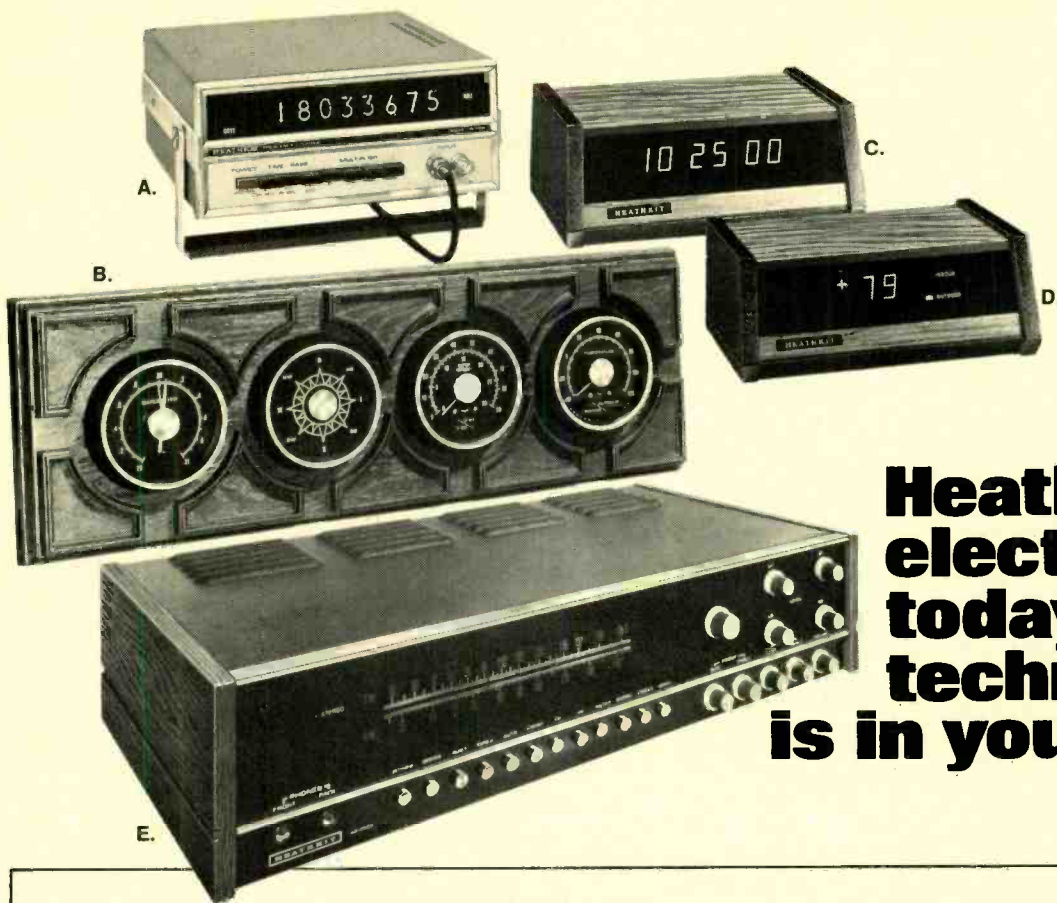
Furthermore, the Heathkit GR-2000 is an easier kit-form TV to build. POPULAR ELECTRONICS pointed out that "Each semiconductor has its own socket and there are 12 factory-fabricated interconnecting cables... The complete color adjustments can be performed in less than an hour."

And here's what RADIO-TV REPAIR said about service: "...virtually every function of the TV receiver has been broken down to a miniature plug-in circuit assembly... if trouble develops you simply pop out the correct board and check it yourself... Heath provides free technical consultation, and if you do need factory service, as we said, the costs are low, well below that for (conventional color TV) insurance protection."

To sum up, POPULAR ELECTRONICS concluded its study by stating, "In our view, the color TV of the future is here — and Heath's GR-2000 is it!"

Why not see what the experts have seen? The Heathkit Digital Color TV — without question the most remarkable TV available today. Mail order price for chassis and tube, \$649.95. Remote Control, \$79.95 mail order. Clock, \$29.95 mail order. Cabinets start at \$139.95. (Retail prices slightly higher).





Heathkit electronics—today's technology is in your hands

A. Heathkit IB-1103 180 MHz Counter has phase-locked multiplier, extremely high resolution with $8\frac{1}{2}$ -digit readout. Pushbuttons permit multiplication by 1 (direct), 10, 100 or 1000. Also has temperature compensated crystal oscillator (TCXO) and pushbutton selection of 1 msec., 100 msec. and 1 sec. gate times. Input sensitivity is 50 mV to 120 MHz and 100 mV to 180 MHz. Has lighted indicators for MHz, kHz, Hz, Gate, Overrange and unlocked conditions. \$379.95*. Shipping weight, 12 lbs.

B. Heathkit ID-1290 Weather Station has Uni/Mag® barometer for $2\frac{1}{2}$ times greater pointer deflection; 8 wind-direction compass points that light-up in combination to give you 16-point resolution; wind speed indicator with 2 switch selectable ranges, 0-30 and 0-90 mph; dual-sensor thermometer with switch selection of indoor and outdoor temperatures. Includes weather cup and wind vane assembly, simulated walnut housing. \$89.95*. Weight, 9 lbs., 50' cable, 5.95*, 2 lbs.; 100', 9.95*, 4 lbs.; 150', 14.95*, 6 lbs.

C. Heathkit GC-1005 Electronic Alarm Clock. A six-digit timepiece that displays hours, minutes and seconds on highly visible cold-cathode readout tubes. Gentle "beeper" alarm can be set for 24-hour cycle, features snooze switch for seven more minutes of sleep. Displays time in 12-hour, or 24-hour format. \$54.95*. Mailing weight, 4 lbs.

D. Heathkit ID-1390 Digital Thermometer. A solid-state device that monitors indoor and outdoor temperatures. Switches set thermometer for alternate display of indoor/outdoor temperature at 4-second intervals, for constant display, and for readout in either degrees Fahrenheit or degrees Centigrade. Includes 85' cable and 2 sensors. \$59.95*. Mailing weight, 5 lbs.

E. Heathkit AR-2020 4-Channel Receiver offers 25 watts music power per channel, built-in decoder for

reproducing matrixed 4-channel material, and an AM/FM tuner that boasts $2\mu\text{V}$ sensitivity, 2dB capture ratio. There are individual front panel controls for all four speakers plus a "master" control, pushbuttons for all modes of operation and inputs to accommodate phono, tape and auxiliary source in stereo or 4-channel combinations. The solid-state circuitry mounts on modular plug-in boards for easy assembly and self-service. And the low kit price includes the cabinet, too! \$249.95* Mailing weight, 31 lbs.

Send for your FREE '74 Heathkit Catalog—world's largest selection of electronic kits

HEATHKIT ELECTRONIC CENTERS
Units of Schlumberger Products Corporation
Retail prices slightly higher

ARIZ.: Phoenix; CALIF.: Anaheim, El Cerrito, Los Angeles, Pomona, Redwood City, San Diego (La Mesa), Woodland Hills; COLO.: Denver; CONN.: Hartford (Avon); FLA.: Miami (Hialeah), Tampa; GA.: Atlanta; ILL.: Chicago, Downers Grove; IND.: Indianapolis; KANSAS: Kansas City (Mission); KY.: Louisville; LA.: New Orleans (Kenner); MD.: Baltimore, Rockville; MASS.: Boston (Wellesley); MICH.: Detroit; MINN.: Minneapolis (Hopkins); MO.: St. Louis; NEB.: Omaha; N.J.: Fair Lawn; N.Y.: Buffalo (Amherst), New York City, Jericho (L.I.), Rochester, White Plains; OHIO: Cincinnati (Woodlawn), Cleveland, Columbus; PA.: Philadelphia, Pittsburgh; R.I.: Providence (Warwick); TEXAS: Dallas, Houston; WASH.: Seattle; WIS.: Milwaukee.

HEATH

Schlumberger

Heath Company
Dept. 20-5
Benton Harbor, Michigan 49022

Please send my free 1974 Heathkit Catalog.
 Enclosed is \$_____, plus shipping.

Please send model(s)_____

Name_____

Address_____

City_____ State_____ Zip_____

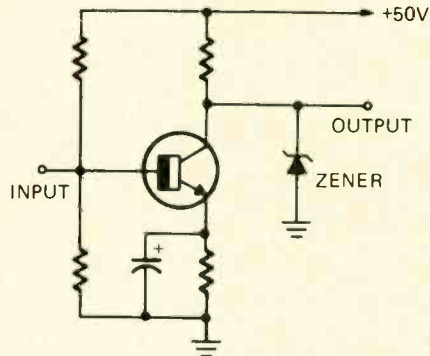
*Mail order prices; F.O.B. factory

CL-510

circuits

PROTECTING A TRANSISTOR

Occasionally we want to operate a resistance-capacitance coupled solid-state amplifier from a power supply delivering a voltage much higher than the maximum rated collector-to-emitter potential of the transistor. Under normal operating conditions, the IR drop across the collector resistor keeps



the collector voltage at a safe level. If, however, the base current is driven too low, the collector current also goes low, and the voltage at the collector can rise high enough to damage the transistor.

To prevent such damage without any doubt about it is to



Clever Kleps

Test probes designed by your needs — Push to seize, push to release (all Kleps spring loaded).

- Kleps 10.** Boathook clamp grips wires, lugs, terminals. Accepts banana plug or bare wire lead. 4¾" long. **\$1.39**
- Kleps 20.** Same, but 7" long. **\$1.49**
- Kleps 30.** Completely flexible. Forked-tongue gripper. Accepts banana plug or bare lead. 6" long. **\$1.79**
- Kleps 40.** Completely flexible. 3-segment automatic collet firmly grips wire ends, PC-board terminals, connector pins. Accepts banana plug or plain wire. 6¼" long. **\$2.59**
- Kleps 1.** Economy Kleps for light line work (not lab quality). Meshing claws. 4½" long. **\$.99**
- Pruf 10.** Versatile test prod. Solder connection. Molded phenolic. Doubles as scribing tool. "Bunch" pin fits banana jack. Phone tip. 5½" long. **\$.89**

All in red or black - specify. (Add 50¢ postage and handling). Write for complete catalog of - test probes, plugs, sockets, connectors, earphones, headsets, miniature components.

Available through your local distributor, or write to:



RYE INDUSTRIES INC.
128 Spencer Place, Mamaroneck, N.Y. 10543
In Canada: Rye Industries (Canada) Ltd.
Circle 86 on reader service card



New goodies add measure power to Fluke 8000A

Best selling 3½ digit DMM even better with new options and accessories

New ac/dc high current option lets you measure 10 A. continuously or up to 20 A. momentarily. New 2 and 20 Ω scales give 0.001 Ω resolution. Low cost RF probe offers new capability.

Other options include rechargeable battery pack, digital printer output, deluxe test leads, 40 kV high voltage probe, 600 A. ac current probe, carrying cases, dust cover and rack mount.

Basic "best buy" \$299 DMM feature dc accuracy of 0.1%. Measure ac/dc volts from 100 μv to 1200 v, current from 100 nanoamperes to 2 A. and resistance from 100 milliohms to 20 megohms. Guaranteed 20,000 hour MTBF.



John Fluke Mfg. Co., Inc., P.O. Box 7428, Seattle, WA 98133

For data out today, dial our toll-free hotline, 800-426-0361

Circle 30 on reader service card

For faster service

USE ZIP CODE

on all mail

PAIA MAKES SYNTHESIZER KITS

MODELS PRICED FROM \$139



but did you know we also have
A DEMO RECORD FOR 75¢
AND A FREE CATALOG LISTING DOZENS OF OTHER GOODIES

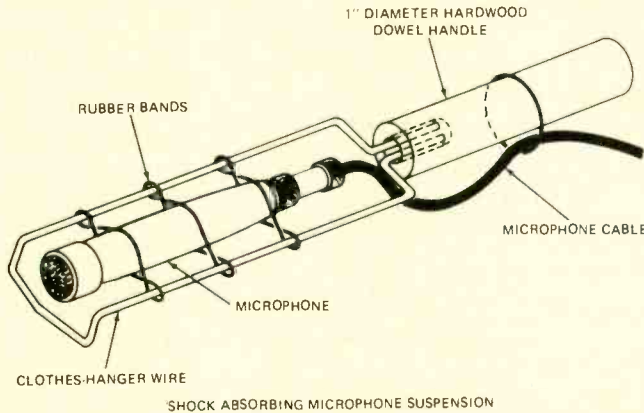
PAIA ELECTRONICS
BOX R14359, OKLAHOMA CITY, OK 73114

Circle 61 on reader service card

connect a 1/4-watt Zener diode between collector and ground, as shown in the diagram. The Zener voltage of the diode should be just below the transistor's maximum collector-to-emitter potential. Thus, for a 25-volt transistor use a 22-volt Zener diode. The transistor may be operated at 12 volts at the collector. At this level, a good Zener diode represents practically an open circuit. Should the collector potential rise to 22 volts, however, the diode goes into conduction and clamps the collector at the 22-volt level.—*Frank H. Tooker*

SHOCK ABSORBING MICROPHONE

And old clothes hanger, a short section of 1 inch diameter hardwood dowel and four rubber bands can be transformed into an effective shock absorbing suspension for sensitive microphones. You can do it in just a few minutes. The mounting shown in the drawing was designed for hand-held



use with a battery powered portable tape recorder. It has effectively removed all noises formerly caused by motion of the mike cable and hand movements on the mike body.—*Dr. James B. Young*

R-E

TeleMatic TUNER-MATE KT-730

MADE IN USA

TUNER—ANTENNA TROUBLE DETECTOR

ZEROS IN ON THE PROBLEM ... SAVES HOURS!

- Instant Tuner Check
- Antenna Performance Test
- Pinpoint I.F. Signal Loss
- Shielded—Metal Case

Exclusively Thru Distributors

TeleMatic

FREE Reference Charts. Telematic, Brooklyn, N.Y. 11207

Circle 87 on reader service cards

FOR TIGHT SPOTS!

CHAPMAN

Midget RATCHET SET plus ADAPTERS

Seventeen different interchangeable adapters with a screwdriver attachment and extension, plus the world's mightiest MIDGET RATCHET in a compact 4" x 6" steel case. The strength of this twenty tooth stainless steel ratchet far exceeds torque standards set by military specifications. Requiring only an 18° working arc, reverse action is obtained by simply turning the ratchet over. Kit includes 12 Allen Hex Adapters from .050" to 3/16", 2 popular Philips sizes (#1 and #2), 2 Slotted Head sizes (1/4" and 3/8"), plus a 1/4" Square Drive for use with standard sockets.

18° Working Arc

POST PAID

Only \$12.95
Send Check or Money Order

POCKET SIZE NO. 6320 KIT

THE CHAPMAN MANUFACTURING COMPANY
DURHAM, CONNECTICUT 06422 Dept. RE-5

Send Check or Money Order to

Circle 62 on reader service card

4 Money-saving reasons to buy EICO's Solid State Test Equipment.

EICO 242 FET-TVOM. Peak-to-peak measurements of AC volts and milliamps. 6 1/2" meter. 7 non-skip ranges. High input impedance. Low 1 volt scale. DC/AC Multi-Probe. AC or battery operated.

EICO 379 Sine/Square Wave Generator. Simultaneous sine and square wave outputs. Covers 20 Hz to MHz in five ranges. Low distortion sultzer feedback circuit. Square wave rise time better than 0.1 microseconds.

EICO 330 RF Signal Generator. 5 bands cover a range from 100 kHz to 54 MHz. Calibrated modulation adjustment control. 400 Hz audio output. Provision for modulating RF with internal or external signal source.

EICO TR-410 Triggered Sweep Scope. 100% solid state. DC to 10MHz bandwidth. Sweep synchronized gate output. Z-Axis input. Use as vectorscope for color TV servicing. One probe for direct and 10:1 measurements.

FREE 32 PAGE EICO CATALOG

For latest catalog on Eico Solid State Test Equipment, Automotive and Hobby Electronics, Burglar-Fire Alarm Systems, Stereo, and name of nearest EICO Distributor, check reader service card or send 25¢ for fast first class mail service.

EICO, 283 Malta Street, Brooklyn, N.Y. 11207

Circle 63 on reader service card

KEYBOARD ENCODER KIT




- ★ 48 Keys
- ★ ASC-II Encoder
- ★ For: Computers
Terminals
TV Typewriters
Calculators
RTTY Displays
CATV and more

At long last—a top quality fully professional data entry keyboard at a sensible price. Keyswitches are full typewriter travel and response type, arranged in a modified ANSI layout. Full length spacebar with equalizer. Keyswitches are mounted on a double sided fiberglass circuit board with plated through holes. The encoder provides a standard ASC II output and includes a debouncer circuit. ASC II code includes shift and control functions with two user defined keys available. Keytops are first quality double-shot molded types for permanent good appearance. Gold plated contacts on keyswitches. NEW—no surplus parts. Typewriter style—NOT a modified keypunch board.

This keyboard is ideal for use with the Radio-Electronics "TV-Type-writer", or any type of radio teletype display system. It will drive TTL, DTL, RTL, CMOS and PMOS logic systems. Requires only +5 Volts @ 100 Ma.

Circle our reader service number below for a FREE 1974 catalog listing all of our outstanding kit projects.

KDB-1 Kit.....\$39.95 ppd



Southwest Technical Products Corporation

DEPT. RE

219 W. Rhapsody

San Antonio, Texas 78216

MATV SYSTEMS

(continued from page 44)

protection. But impedance match rates top attention. Using a transformer to convert a 300-ohm antenna array to 75 ohms can introduce a lot of loss. The gamma match serves far more effectively.

The log-periodic design, cut to channel with sharp skirts, takes high marks for uhf reception. Sometimes a dish reflector is the only way to get a high enough front/back ratio, however.

What eventually goes wrong?

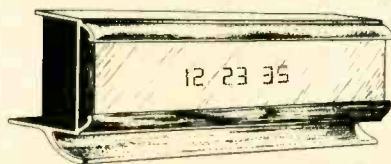
In a properly designed and installed system, deterioration is very slow. To reduce even the effects of that, Commercial Electronics, Inc., technicians prepare a proof-of-performance sheet for every system they install. Measurements are taken at splitters, in and out of amplifiers, at antenna downleads, and at output taps. This written report serves two purposes. Performance can be compared to specifications on the original bid. More significantly, operation in two years or five years can be compared and steps taken to counter any noticeable degradation. The proof-of-performance sheet makes the slightest falloff easily spotted and diagnosed.

Most service problems come from specific failure, usually some amplifier trouble. A carefully equipped repair department lets technicians troubleshoot and fix defects, and also measure every performance parameter to make sure the "black box" exhibits no impending difficulties.

74C00	.60	C M O S	CD4001	.60
74C02	.60		CD4002	.60
74C04	.85		CD4009	.95
74C10	.60		CD4010	.95
74C20	.60		CD4011	.60
74C42	2.75		CD4012	.60
74C73	1.65		CD4013	1.25
74C74	1.25		CD4016	1.25
74C76	1.65		CD4017	3.20
74C95	3.20		CD4019	1.45
74C107	1.65		CD4022	3.10
74C151	3.00		CD4023	.60
74C154	4.50		CD4024	3.25
74C157	2.35		CD4025	1.25
74C160	3.25		CD4027	1.75
74C161	3.25		CD4030	1.25
74C162	3.25	CD4035	3.10	
74C163	3.25			
74C164	3.50			
74C173	3.20			
74C192	4.75			
74C193	4.75			
74C195	3.15			

Buy 10 IC's - 10% discount
Buy 100 IC's - 20% discount
All IC's tested and guaranteed

DIGITAL CLOCK KIT!



SPECIAL 29⁹⁵

Full 6 digit LED display - 12/24 Hr 50/60 Hz operation! Handsome aluminum case approx 2" x 5" x 1 1/2". All components, PC board, with complete instructions for easy assembly.

Orders over \$10.00 POSTPAID. Under \$10.00 add 50¢. California ADD TAX

BILL GOOBOUT ELECTRONICS
BOX 2673, OAKLAND AIRPORT, CA 94614

**PACE ((P))
GUARANTEES
PERFORMANCE
SERVICE**



Listen In

- WEATHER ALERTS
- POLICE MESSAGES
- FIRE ALARMS
- MARINE CALLS
- BUSINESS ACTION



SCAN 10-4H

only \$89.95 plus crystals



Works on AC or 12V Mobile, or Portable Pack. Monitors 4 VHF Channels simultaneously. Model 10-4H covers 144 to 174 MHz. Model 10-4U covers UHF.

Standard antenna fitting for Mobil or roof top antenna, temporary desk top antenna provided.

Low cost, but High in performance with lock out controls and exclusive local/distance function for city or country use.

WRITE PACE FOR
FREE PACE SCAN
MONITOR BOOKLET
OR STOP BY YOUR
LOCAL...

... SIGN OF QUALITY



PACE COMMUNICATIONS
DIVISION OF PATHCOM INC.
24049 S. FRAMPTON AVE.
HARBOR CITY, CA 90710

Name _____
Street _____
City _____

Frequency or type of Monitor needed:

Circle 65 on reader service card

How long should a system last? Ten years is common, if the antenna has been prudently mounted away from chimneys and industrial smog. Salt air works hard on antennas, although special coatings help. Triaxial cable lasts longer than coaxial, although its usual purpose is to reduce heavy rf noise. The outer shield is grounded every few feet; the inner shield goes to ground only at each end, as with regular coaxial cable.

CATV and MATV

Most cities soon will have cable TV. Where does that leave MATV installations? Compatibility with cable television takes very little extra trouble, say Colip and Abraham. The chief alteration is changing to broadband amplifiers from strip-type mixers.

One major secret lies in derating the distribution system enough to make up for whatever crossmodulation and signal/noise degrading exists already in the cable system. If the cable signals already approach that figure, you run the MATV amplifiers so well inside their ratings that virtually no degradation is added. This takes careful measurement and analysis of the incoming signals, plus critical examination and calculation of the specs of amplifiers you wire into the master distribution system. Again, the minicomputer proves a handy tool, although manufacturers can usually supply dependable derating curves for their amplifiers.

What if a master-antenna owner wants to bring in a 12-channel cable signal, yet also use some master-system channels for monitoring or other purposes of his own? (Some master distribution systems carry live or movie fare on their own program channels.) With 12 vhf cable channels occupied, you resort to midband or superband channels, or sometimes subchannels. They are the same as have long been intended for 20-channel (and up) cable TV systems. Most TV receivers on the system then need converters.

It's surprising how alike master systems and cable television have become. One master system C-E is working on right now will resemble a small CATV hookup. It is to serve more than a hundred mobile homes in a trailer-park setting. Half-inch aluminum cable will carry signals from pole to pole, with CATV-type drops to each mobile home. Later, a modulator can be added, much as is done in hospitals and schools, allowing the manager a channel for messages, live programs, or movies.

You could say MATV is headed in the direction of cable television, at least technically. Equipment has grown versatile and sophisticated. With competent design, a master antenna setup can do everything a cable system will be expected to do, including two-way video communication.

If you want in on the progress, talk to the MATV antenna and accessory manufacturers. They have the tightest handle on what's happening. **Get yourself ready.** **R-E**

LET US KNOW

If you thought that this article on MATV was great; or if you hated every word of it; would you please let us know? A postcard will do. Address it to: Editor, Radio-Electronics Magazine, 200 Park Avenue South, New York, N.Y. 10003.

IS YOUR BLOOD PRESSURE HIGH?

Only your doctor can control high blood pressure. Protect yourself 2 ways:


Get regular medical checkups and support your Heart Association's fight against this leading cause of heart attacks and strokes.

GIVE... so more will live HEART FUND

DOTHATCH®

an exclusive Lectrotech development

one new pattern for all coverage adjustments



BG-20 DOTHATCH COLOR GENERATOR

The ultimate in pattern stability, at all temperatures, provided by Digital IC Counters. No internal adjustments. RF output channel 3 or 4 Video output 3v. P-P. 4.5 MHz crystal sound carrier. With shoulder strap and self-contained cable compartment. **Net 129.50**



See your distributor or write Dept. RE-5

LECTROTECH, INC.

5810 N. Western Ave.,
Chicago, Illinois 60659
(312) 769-6262



Available in Canada from Superior Electronics Inc.

Circle 66 on reader service card

They put a rotary engine in a car. We put a cam shaft in a turntable.



For the same reason.


The reason? To make it quieter, smoother, more reliable.

The basic record changer mechanism—like the automobile's piston engine—has been a fairly reliable device that has served with some success for many years. But the very action of the engine—or the changer—produces constant vibration and strong, sudden movements that can ultimately wear it out.

Now we have alternatives. For cars, the Wankel rotary engine. And for record players, the sequential cam shaft drive mechanism used in BSR's finest automatic turntables.

Its even rotating motion programs the complex automatic functions of the BSR 710 and 810 smoothly and without noisy and potentially harmful quick starts and stops, without slamming metal against metal. And because the cam gears are mounted on a carefully machined central shaft, they are all but impossible to put out of alignment by rough handling or constant use.


The result: consistent care-free performance, and good music. With the BSR 710/X and 810/X Transcription Series Total Turntables.



BSR (USA) LTD.
BLAUVELT, NEW YORK 10913

Circle 67 on reader service card

the NEW



E&L SK-20 SOCKET

**TEST NEW CIRCUIT IDEAS,
I.C.'S, DISCRETE COMPONENTS
WITH NO SOLDERING!**

Instant Circuit Construction without Soldering. Just insert components directly into the Socket. Make all of your interconnections with common 22 gage solid wire and you've got your design complete in minutes. Plug in 1/4 watt resistors, ceramic capacitors, diodes, I.C.'s, transistors and more, and your circuit is built!

- Nickel/silver terminals — low contact resistance
- Low insertion force
- Initial contact characteristics beyond 10M insertions
- Horizontal interconnecting matrices
- Handles wide range of wire leads from .015" to .032"

Money back if not completely satisfied. Send check or M.O. today.

- Add 50¢ for postage and handling.

PLUS . . .

ask for New Free Catalog of Circuit Design and Breadboarding equipment.

CIRCUIT DESIGNS, INC.



P.O. Box 24, Shelton, Conn. 06484
Exclusive mail order dist. for E&L Instruments.

Circle 68 on reader service card

**YOU CAN
BUILD ANY
CIRCUIT IN
3 EASY STEPS
WITH THIS
FREE VEROBOARD
SAMPLE**



Veroboard is the universal wiring board that eliminates the need for etching, wires, or terminals — the circuitry is built right into the board! It is the simplest, fastest method of circuit building for the technician, engineer, hobbyist or experimenter. Send for your free sample now and we'll send you our brochure, "Everything you want to know about Veroboard."

vero

VERO ELECTRONICS, INC.
171 BRIDGE ROAD, HAUPPAUGE, N.Y. 11787

Circle 69 on reader service card

**Accuracy like a VTVM...
Convenience like a VOM...**

**NEW BATTERY-OPERATED FET
SOLID-STATE VOLT-OHMMETER #116**

Easy-to-build KIT

\$32.40 =116K

Factory-Wired & Tested


\$44.90 =116W

Now you can get all the benefits of a VTVM (laboratory accuracy, stability and wide range) but with its drawbacks gone: no plugging into an AC outlet, no waiting for warm-up, no bulkiness. New Field Effect Transistor (FET) design makes possible low loading, instant-on battery-operation and small size. Excellent for both bench and field work.

Compare these valuable features:

- High impedance low loading: 11 meg-ohms input or; DC, 1 megohm on AC
- 500-times more sensitive than a standard 20,000 ohms-per-volt VOM
- Wide-range versatility: 4 P-P AC voltage ranges: 0-3.3, 33, 330, 1200V; 4 RMS AC voltage ranges: 0-1.2, 12, 120, 1200V; 4 DC voltage ranges: 0-1.2, 12, 120, 1200V; 4 Resistance ranges: 0-1K, 0-100K, 0-10 meg., 0-1000 meg.; 4DB ranges: -24 to +56DB.

Sensitive easy-to-read 4 1/2" 200 micro-amp meter. Zero center position available. Comprises FET transistor, 4 silicon transistors, 2 diodes. Meter and transistors protected against burnout. Etched panel for durability. High-impact bakelite case with handle useable as instrument stand. Kit has simplified step-by-step assembly instructions. Both kit and factory-wired versions shipped complete with batteries and test leads. 5 1/4"H x 6 3/4"W x 2 7/8"D. 3 lbs.



Send FREE catalog of complete EMC line and name of nearest distributor.

RE-5

Name _____
Address _____
City _____
State _____ Zip _____


EMC

ELECTRONIC MEASUREMENTS CORP.
625 Broadway, New York, N.Y. 10012

OUR BUYING POWER—YOUR SAVING POWER

FREE \$1 BUY WITH EVERY 10 YOU ORDER Only applies to "\$1 Buys" **FREE GIFT WITH EVERY ORDER**
CANADIANS: Ordering is easy — we do the paperwork — try a small order

RCA 110" FLYBACK TRANSFORMER



We scooped the Market Latest type — standard for all 110" TV's
 RCA's design of large Coil produces 18KV — assuring adequate width Incl. Schematic Diagram application for any TV
 List price \$13.90
Your price \$3.95
 10% off in lots of 3

WESTINGHOUSE ALL TRANSISTOR HOME/OFFICE MESSAGE CENTER

Leaves messages for other for replay... Built in speaker/microphone for talk-into convenience... Records up to 3 minutes of messages... Illuminated signal shows when a message is waiting. Control adjusts playback volume without affecting recording volume... Capstan Drive
BRAND NEW SOLD AS IS \$7.95

SHANNON MYLAR RECORDING TAPE

3"	— 225'	19
3 1/4"	— 600'	88
5"	— 600'	72
5"	— 900'	90
5"	— 1200'	1.07
5"	— 1800'	1.59
7"	— 1200'	.87
7"	— 1800'	1.22
7"	— 2400'	1.89
7"	— 3800'	2.95

CASSETTE C-60	59
CASSETTE C-90	1.19
CASSETTE C-120	1.97
8-Track — 84 Min.	1.29
8-Track — 80 Min.	1.59
8-Track — Cleaner	1.49

3" TAPE REEL	.07
3 1/4" TAPE REEL	.09
5" TAPE REEL	.19
7" TAPE REEL	.24

- 110" TV DEFLECTION YOKE for all types TV's incl schematic **\$4.95**
- "COMBINATION SPECIAL" RCA 110" FLYBACK plus 110" DEFLECTION YOKE **\$6.95**
- 90" FLYBACK TRANSFORMER for all type TV's incl schematic **\$2.95**
- 90" TV DEFLECTION YOKE for all type TV's incl schematic **\$2.95**
- 70" FLYBACK TRANSFORMER for all type TV's incl schematic **\$2**
- 70" TV DEFLECTION YOKE for all type TV's incl schematic **\$2**
- SHARP 110" FLYBACK & YOKE COMBINATION #8PT-592 Good for most portable TV **\$5.95**
- 90" COLOR YOKE For all Rectang. lar 19 to 25" Color CRT's **\$9.95**
- RCA COLOR FLYBACK Part #113828 (Stancor #HO-6010) **\$12.95**
- ZENITH IC — TV COLOR SIGNAL PROCESSOR Part #221-45 **\$3.95**
- 70" COLORE YOKE For all round color CRT's **\$12.95**
- SONY UHF TUNER—TRANSISTOR TYPE exact replacement, complete w/knobs **\$3.95**
- 4 — TV ALIGNMENT TOOLS most useful assortment #1 **\$1**
- 4 — TV ALIGNMENT TOOLS For Color TV #2 **\$1.49**
- 6 — TV COLOR ALIGNMENT TOOLS Most popular type **\$2.79**

- ### MARKET SCOOP COLUMN
- ZENITH COLOR DEMODULATOR CHIP PART #221-39 (Sprague Eqv TVC-M-1) **\$3.95**
 - BLUE LATERAL MAGNET ASSY. Re placement for most color TV's **\$1.59**
 - UNIVERSAL TV ANTENNA Rack of set mounting 5 section rods **\$2.79**
 - COLOR CONVERGENCE ASSEMBLY Uni. versal type—good for most sets **\$2.49**
 - COLOR TV RECTIFIER Used in most color sets—650 kv 3 for **\$1.95**
 - 2 COLOR-TV CRT SOCKETS Wired leads for all color TV's **\$1**
 - 3 — RCA 110" CRT SOCKETS Wired leads for all TV's **\$1**
 - 70" COLOR TUBE **\$3.95**
 - 90" COLOR TUBE **\$4.95**
 - 7 — COLDBURST QUARTZ CRYSTAL For Most Color TV sets 3579.545 Kc **\$1.89**
 - 5 ASST. GLOBAL VARISTOR Popular re- placements for most COLOR TV **\$1**

- 250 — ASST. SOLDERING LUGS best types and sizes **\$1**
- 250 — ASST. WOOD SCREWS finest popular selection **\$1**
- 250 — ASST. SELF TAPPING SCREWS #6 and sizes **\$1**
- 100 — ASST. 6/32 SCREWS and 100 — 8/32 HEX NUTS **\$1**
- 100 — ASST. 8/32 SCREWS and 100 — 8/32 HEX NUTS **\$1**
- 100 — ASST. 2/56 SCREWS and 100 — 2/56 HEX NUTS **\$1**
- 100 — ASST. 4/40 SCREWS and 100 — 4/40 HEX NUTS **\$1**
- 100 — ASST. 5/40 SCREWS and 100 — 5/40 HEX NUTS **\$1**
- 500 ASSORTED RIVETS most useful selected sizes **\$1**
- 300 ASSORTED WASHERS most useful selected sizes **\$1**
- 100 — ASST. RUBBER BUMPERS for cabinet bottoms — other uses **\$1**
- 100 — ASSORTED RUBBER GROMMETS best sizes **\$1**
- SIMPSON 2 1/4" ROUND PANEL METERS Model 125(0-100)DC Milliammeters **\$3.95**
- 12" UNIVERSAL SPEAKER Top Quality **\$4.89**
- 10" PHILCO SPEAKER Top Quality Large Magnet **\$2.99**
- 8" UNIVERSAL SPEAKER — Large Magnet—Special Buy **\$2.99**
- 4" UNIVERSAL TWEETER 1 oz. Magnet **\$1.29**
- UNIVERSAL 4" PM SPEAKER Top Quality **\$1**
- 2 1/2" x 4" SPEAKER Special Buy For \$5 **\$6.95**
- 4" x 6" "QUAM" 18 OHM SPEAKER Large magnet Special BUY (10 for \$15.00) **\$1.79**
- RONETTE STEREO CARTRIDGE latest dual sapphire flipover type **\$2**
- STEREO HEADPHONES Hi-Fi Quality Complete with Stereo plug **\$5.95**
- 10 — STANDARD TRANSISTORS NPN & PNP 2N404, 2N414, etc **\$1**
- UTAH 8" — HEAVY DUTY 10 OZ SPEAKER Ceramic Type — 8 Ohm TUBE & CONTINUITY CHECKER Model FT425 (Tests fuses, heaters, lamps, etc.) **\$1.98**
- 2 — SPRAGUE ELEC. CONDENSERS #0/30/4 mfd. 475 V **\$1**
- 2 — ELECTROLYTIC CONDENSERS 200/30/4 mfd — 350V **\$1**
- 8-TRACK TAPE PLAYBACK DECK Compact design fits anywhere **\$27.50**
- 3 — ELECTROLYTIC CONDENSERS 100 mfd — 100 V, 50 mfd — 75 V **\$1**
- 32" TEST PROO WIRE DELUXE QUALITY red & black **\$1.75**
- SOLID STATE UHF CONVERTOR Chan-nels 14-83, easy to install **\$17.95**
- VARCO STEREO CARTRIDGE CN-72 With mounting bracket, flipover needle **\$2.95**
- ELECTROLYTIC CONDENSER 300 Mfd. 250V **\$1**
- 15 — MINIATURE 456KC IF TRANSFORMERS PC 4 1/2" — good value **\$1**
- 2 — 12BHT RCA TUBES **\$1**
- ELECTROLYTIC CONDENSERS 200/300 Mfd. — 200V **\$1.00**
- 2 — ELECTROLYTIC CONDENSERS 1500 mfd — 35V **\$1**
- 1 — 5" SPEAKER with output transformer **\$1.39**
- MERCURY TUBE TESTER MODEL 990 Compact, latest model **\$39.95**
- MIDLAND STEREO AMPLIFIER Model #25-002 12 Watt, solid state **\$36.50**
- MIDLAND STEREO AMPLIFIER Model #25-003 25 Watt, Solid State **\$55.00**
- 2 — ELECTROLYTIC CONDENSERS 40 Mfd — 500V, 40 Mfd — 400V **\$1.00**
- 50 — ASSORTED FUSES Popular assist. ampere ratings **\$1**
- 50 — RADIO & TV SOCKETS all type 7 pin, 8 pin, 9 pin, etc. **\$1**
- 1 — 5" x 7" UNIVERSAL SPEAKER (10-20-40 OHM Imped.) Ceramic mag. **\$2.95**
- 25" — MICROPHONE Cable Deluxe, 2 conductor, shielded **\$1.89**

MATCHED PAIRS TRANSISTORS NPN & PNP (2N4252-2N2904) (2N2222-2N2907) Each set

KNOB SPECIAL

- 100 — ASSORTED RADIO KNOBS All standard types \$20 value **\$1**
- 50 — TV KNOBS — POPULAR TYPES Mostly Selector & Fine Tuning **\$1**
- 20 — VERTICAL LINEARITY KNOBS Long shank Front mount assortment **\$1**
- 20 — VERTICAL LINEARITY KNOBS Side mount Standard size **\$1**
- 25 — KNURLED SHAFT KNOBS Hard to get Best selection **\$1**
- 25 — CLOCK & RADIO KNOBS most popular types **\$1**

ANY 8 BITS FOR 15

- TRANSISTOR RADIO *axial type* good, bad, broken, as-is, potluck **\$1.50**
- TAPE RECORDER —assorted types good, bad, broken, as-is, potluck **\$4**
- 75 — ASST 1/4 WATT RESISTORS stand. choice ohmage. **\$1**
- 100 — ASST 1/4 WATT RESISTORS stand. choice ohmage, some in 5% **\$1**
- 100 — ASST 1/4 WATT RESISTORS stand. choice ohmage, some in 5% **\$1**
- 100 — ASST 1/4 WATT RESISTORS stand. choice ohmage, some in 5% **\$1**
- 70 — ASST 1 WATT RESISTORS stand. choice ohmage, some in 5% **\$1**
- 35 — ASST 2 WATT RESISTORS stand. choice ohmage, some in 5% **\$1**
- 50 — PRECISION RESISTORS *axial* list-price \$50 less 98% **\$1**
- 20 — ASSORTED WIREWOUND RESISTORS 5, 10, 20 watt **\$1**
- 10 — ASSORTED SLIDE SWITCHES SPST, SPDT, DPDT, etc **\$1**
- 25 — SYLVANIA HEAT SINKS For Transistors **\$1**
- 20 — ASSORTED TV COILS I.F., VIDEO, sound, radio, etc **\$1**
- 1 — ELECTROLYTIC CONDENSERS 200/300/100/100 MFD — 25 V **\$1**
- 1 — ELECTROLYTIC CONDENSERS 100 MFD-400V **\$1**
- 3 — ELECTROLYTIC CONDENSERS 20/20 MFD-450 V **\$1**
- 5 — 9 VOLT MOTORS Excellent for hobbyist **\$1**
- 6" PHILIPS "INVERTED CONE" SPEAKER Top quality Thinline **\$2.25**
- 1 — 6" x 9" HEAVY DUTY 10 OZ SPEAKER Ceramic Type 8 Ohm **\$3.95**
- 10 — ASSORTED DIODE CRYSTALS 1N34, 1N48, 1N60, 1N64, etc **\$1**
- 6 — TOP BRAND SILICON RECTIFIERS amp 1000 PIV **\$1**
- 5 — PNP TRANSISTOR general purpose TO-5 case **\$1**
- 5 — NPN TRANSISTORS general purpose TO-5 case **\$1**
- 25 — ASSORTED TRANSISTORS big factory scoop — sold as-is **\$1**
- TV TWIN LEAD-IN 300 ohm 500' — \$7.100' — \$15.50, 50' **\$1**
- 10 — MINIATURE ELECTROLYTIC CONDENSERS For Transistor & miniature work **\$1**
- 20 SHIELDED TWO CONDUCTOR CABLE Grey **\$1**
- WEN SOLDERING GUNS Model 222K25 \$12.95 Model 250 \$18.95 Model 100K \$9.50 Model 288 \$12.95 **\$1**
- 8 ELEMENT COLOR OUTDOOR ANTENNA Big shot \$7. list \$11.95 **\$5**
- 4 — POLARIZED CHERO COROS Grey **\$1**
- 25 SHIELDED MICROPHONE Cable 25' Grey **\$1**
- 4 — ELECTROLYTIC CONDENSERS #1 75/30mfd-150V **\$1**

SARKES TARZIAN TUNER 41mc



Latest Compact Model good for all 41 mc TV's — BRAND NEW —

Best TUNER "SARKES TARZIAN" ever made — last word for stability, definition & smoothness of operation — An opportunity — to improve and bring your TV Receiver up-to-date **\$7.95**
 COMPLETE with Tubes

- ### KLEPS "CLEVER" TEST PRODS
- "Third-hand" test prods. reach into out of way places — Insulated — cannot slip — accommodates bare wire or banana plug — no soldering.
- PRUF 10 — VERSATILE TEST PROBE **\$1.39**
 - KLEPS 10 — BOATHOOK CLAMP 4 1/2" long **\$1.49**
 - KLEPS 20 — BOATHOOK CLAMP 7 1/2" long **\$1.79**
 - KLEPS 30 — FLEXIBLE-FORKED TONGUE 6" long **\$2.59**
 - KLEPS 40 — FLEXIBLE-PC BOARD TERMINALS 8 1/4" long **\$2.99**
 - KLEPS ECONOMY KLEPS-FOR LIGHT WORK **\$1.99**

- ASTATIC PICKUP MODEL 700-89T Contains 89T ceramic cartridge LIST PRICE \$17.00 **\$2.95**
- 15 — DIPPED MYLAR CAPACITORS .01-600 V **\$1**
- 15 — DIPPED MYLAR CAPACITORS .033-600 V **\$1**
- 15 — DIPPED MYLAR CAPACITORS .0033-1000 V **\$1**
- 15 — DIPPED MYLAR CAPACITORS .047-400 V **\$1**
- 15 — MOLDED TUBULAR CAPACITORS .068-400 V **\$1**
- 20 — DIPPED MYLAR CONDENSERS 10K9-400 V **\$1**
- 15 — DIPPED MYLAR CONDENSERS .0039-400 V **\$1**
- TACHOMETER 2 1/4" SQUARE PANEL METER 1-V-DC full scale, 33 Ohm coil resistance 0-6000 R.P.M. **\$2**
- 1 — CASSETTE TYPE DYNAMIC MICROPHONE with universal plugs — 200 Ohms **\$2.95**
- 10 — SETS PHONO PLUGS & PIN JACKS RCA type **\$1**
- 8-PRINTED CIRCUIT IF TRANSFORMERS 4-Lug, 456 KC **\$1**
- STEREO TONE ARMS Most popular type—turn over cartridge **\$2**
- 4 — 50" HANKS HOOK-UP WIRE assorted colors **\$1**
- 100" — SPOOL SPEAKER WIRE 2 cond mini zip, clear, 101 uses **\$2**
- 10 — ASST. RADIO & TV TUBES Every Tube a good number **\$1**
- 5 — AUDIO OUTPUT TRANSFORM Sub-mini for Trans Radios **\$1**
- 5 — I.F. COIL TRANSFORMERS 456-kc for Transistor Radios **\$1**
- 6" UNIVERSAL SPEAKER Top quality Special buy Ea. **\$1.29**
- ALL AMERICAN TUBE KIT (12AV6-12BE6-12BA6-35W4-50C5) **\$2.95**
- STEREO MICROPHONE'S EI 1979/01 Made in Holland **\$6.50**
- UTAH "CELESTA" 3-WAY CO-AXIAL SPEAKERS 8" — 10 oz. Mag. — 30 Watts **\$16.95**
- UTAH "CELESTA" 3-WAY CO-AXIAL SPEAKERS 12" — 20 oz. Mag. — 45 Watts **\$24.95**
- VU 11" PANEL METER n-20 dial Scale **\$1.29**
- 150 — ASSORTED HEX NUTS 2/56, 4/40, 5/40, 6/32, 8/32 **\$1**

- WESTINGHOUSE FM TUNER #476-V-01500 1 Transistor **\$3.99**
- WESTINGHOUSE FM TUNER (12D78 Tube) **\$1.00**
- UHF TUNER—TRANSISTOR TYPE Used in all TV sets **\$3.95**
- STANDARD TUNER—TRANSISTOR (GUIDED GRID) 4 Channel closed circuit **\$1**
- PHILCO TV TUNERS Model—76-13883-3 (5GJ7-3HQ5) **\$4.95**
- MAGNAVOX TV TUNER 340137-3 (6CG8-6GK5 tubes) **\$7.95**
- 5 — AC LINE CORDS Approved 6 **\$1**
- WELLS GARDNER TUNER Part #7A120-14-GS7-2 (2H47 Tubes) **\$7.95**
- WELLS GARDNER TV TUNER 25A1283 (61J8-6HA5 tubes) **\$7.95**
- GE — TV TUNER ET 86X325 — (6GS7-6HA5) **\$7.95**
- PHILCO UHF/VHF TUNER Transistorized **\$9.95**
- TV TUNER Less Tubes **\$1**
- GE TV TUNER ET 86X196 (6GK5-6BL8) **\$5.95**
- RCA COLOR POWER TRANSFORMER 36R150 — Good for most sets List \$36.75 **\$6.95**
- CO-AX CABLE RG59U grey or black 250' — \$9.100' — \$3.69 50' **\$2**
- 2 — ELECTROLYTIC CONDENSERS 100/75 mfd-300V, 70 mfd-25 V **\$1**
- 2 — ELECTROLYTIC CONDENSERS 300 mfd-200 V, 200 V, 300/60 mfd-150 V **\$1**

IMMEDIATE DELIVERY Scientific light packing for safe delivery at minimum cost.
HANDY WAY TO ORDER Send check or money order, add extra for shipping. Lists of new offers will be returned in your order.
 Please specify refund on shipping overpayment desired: CHECK POSTAGE STAMPS MERCHANDISE (our choice) with advantage to customer

BROOKS RADIO & TV CORP., 487 Columbus Ave., New York, N. Y. 10024 212-874 5600 TELEPHONE
 Circle 70 on reader service card

TEST EQUIPMENT SPECIAL DISCOUNT PRICES




Leader
 SENCORE

SPECIALS

DIODES-TRANSISTORS

25-IR-2.5 Amp. 1000 PIV	\$4.95
13.5 KV FOCUS RECT.	5 for \$3.00
5 COLOR BOOST RECT.	\$2.00
TRANS. EQUIV SK 3041	2 for \$1.89
TRANS. EQUIV. SK 3009	2 for \$1.98
EQUIV. SK 3038-3046-3122	2 for \$1.98
DUAL DIODES DD-04 (Carded)	10 for \$2.98
DUAL DIODES dd-05 (CARDED)	10 for \$2.98

COLOR YOKES

70% (21" CRT)	\$8.95
Equiv. DY95AC-Y109	\$6.95
SILVERTONE 80-56-4G	\$5.95
Y133 — ADM.-MAG.	\$3.95

TUNER CLEANER 8 Oz. Can	\$1.00
Blue Lat. Mag. P/R	2 for \$2.98
70% Conv. Assembly	\$1.79
CRT BOOSTER 90%	\$4.59
CRT BOOSTER 70%	\$4.29

AUDIO COMPONENTS

SONOTONE 8-T (BULK)	\$1.50
BSR.. TC8S...(BULK)	\$1.25
VARCO-CN-72 (BULK)	\$1.50
Card 12 Spade Needles	\$2.19
C-60 Cassette	2 for \$1.19
C-120 Cassette	2 for \$2.29
10 RCA Phono Plugs	\$1.00
Mono Tonearms (Turnover)	\$1.39
Stereo Tonearms (Turnover)	\$1.69
BSR STEREO CHANGER	\$15.95

YOKES—BLACK—WHITE

MOTOR. 24D66926A04	\$2.00
MOTOR. 24D66926A07	\$2.00
Y-130 Zen. 95-2874	\$7.95

COLOR FLYBACKS

RCA—137545	\$7.95
RCA—136640	\$7.95
PHILCO—32-10132-1	\$3.95
EMERSON 738229	\$3.95

10 Asst'd Align Tools	\$1.98
6 Antenna Clothespins	\$1.19
6 Coax "F" Connect.	\$1.19
RMS 2 Set Coupler	\$1.89
RMS 4 Set Coupler	\$2.79

TUBES

1x2 (TOSHIBA)	75 Ea.
3EH7 (RAY)	5 for \$2.75
4BU8 (RAY)	5 for \$4.25
6BA11 (RAY)	5 for \$4.75
6GH8 (RAY)	5 for \$3.50
12GE5 (RAY)	5 for \$4.75
5HZ6 (TOSHIBA)	\$.55 Ea.
12AX7 (WHITE BOX)	\$.50 Ea.
50 Asst'd WW (RESISTOR)	\$2.79
20 Asst'd Mallory Controls	\$2.00
100 Asst'd Mica Cond.	\$1.19
20 .0039 1KV	\$1.00
20 .056 1KV	\$1.00
20 .047 1KV	\$1.00
25 .01 -400 Volts	\$1.00
25 .01 1KV-(Cut leads)	\$1.00

MINIMUM ORDER \$15.00
SEND FOR FREE CATALOG
TUBES UP TO 80% OFF

SEND CHECK OR
MONEY ORDER

TV TECH SPECIALS.

P.O. Box 603
Kings Park, L.I., N.Y. 11754

BANDPASS FILTERS

(continued from page 41)

As a "rusty pendulum", you can use it as an electronic chime, bell, drum, or bongo. Here, you put a pulse or a very low-frequency squarewave into the circuit, shock exciting the tank, and letting it ring, giving you an exponentially decaying sinewave. For instance, if you drive the Fig. 2 circuit from a 1 hertz squarewave, you ring the chime twice each second, once on the leading and once on the trailing edge of the square wave. If you key your chime, always be sure to eliminate any switch noise and bounce to keep you from getting multiple hits.

As an oscillator. If you remove the Q-determining resistor, the circuit will usually be on the verge of oscillation. You can Raise R4 slightly or change the supply to a lower value to get a low-distortion sinewave oscillator. As with any oscillator of this type you or some negative feedback circuit has to ride the gain to hold low distortion and constant amplitude.

Highpass and lowpass functions can also be obtained by adding a resistor or two, but there are no real advantages in the Biquad over simpler active highpass and lowpass circuits. Only in the bandpass case does it really perform.

R-E

A LITTLE SQUIRT stops all the noise.

A squirt of Quietrole from the handy Spray Pack silences any moving T.V. part. Cleans as it lubricates, too. Guarantees quiet, trouble-free operation. Absolutely safe for any black and white or color set. Try it and see why it's preferred by top servicemen everywhere.


Also available in bottles, and the new silicone—"Silitron."



Product of
QUIETROLE

COMPANY

Spartanburg, South Carolina



The
Money
Making
line with
over 2000
types.

- The most complete range of domestic and foreign consumer and industrial receiving tubes in the world. Classic and antique, too.
- Complete range of replacement Semiconductors.
- Discounted to give you higher profit margins
- Quality your customers can depend on.

For the name of your local distributor call (516) 293-1500

Or write,

International Components Corporation

10 Daniel Street,
Farmingdale,
New York 11735.
See us at NewCom
booths #E17 & E19

SERVICEMASTER
International

market center

CLASSIFIED COMMERCIAL RATE (for firms or individuals offering commercial products or services) \$1.00 per word . . . minimum 10 words.
NONCOMMERCIAL RATE (for individuals who want to buy or sell personal items) 70¢ per word no minimum.
FIRST WORD and NAME set in bold caps at no extra charge. Additional bold face at 10¢ per word. Payment must accompany all ads except those placed by accredited advertising agencies. 10% discount on 12 consecutive insertions, if paid in advance. Misleading or objectionable ads not accepted. Copy for July issue must reach us before May 1

ELECTRONIC ENGINEERING & INSTRUCTION

TV tuner repairs—Complete course details, 12 repair tricks. Many plans. Two lessons, all for \$2. Refundable. **FRANK BOECK**, Box 3236 (Enterprise), Redding, Calif. 96001.

CALCULATOR owners: use your + - × ÷ calculator to compute square roots, cube roots, sin (x), cos (x), tan (x), arcsin (x), arccos (x), arctan (x), logarithms, exponentials, and more! Quickly, accurately, easily! Send today for the improved and expanded edition of the first and best calculator manual—now in use throughout the world . . . only \$2.00. Unconditional money-back guarantee—and fast service!
MALLMANN OPTICS and ELECTRONICS, Dept. 6B, 836 South 113, West Allis, Wisc. 53214



COMPUTER KEYBOARD W/ENCODER \$35

Another shipment just received. Alpha-numerics keyboard excellent condition. Once again we expect an early sellout. Price of \$35 includes prepaid shipment in the US and shipment made within 24 hours of receipt of order.

JUNK KEYBOARDS as above, "as is" for parts \$7.00

COMPLETE MEMORY SYSTEM \$150

Measures 12 × 7 × 1 inches. Utilizes TTL IC's. 10240 memory cores. 9 installed sense amps, addressed as 1024 locations. I/O lines include 9 data-in, 9 data-out, 10 address-in, powering status and control. Only 40 systems on hand. Schematics included.

#DCU \$150 pp

AUTOMOBILE REVERB \$7.00

Brand new fully assembled, ready to install in your car to give 3rd dimension concert hall effect. Complete with instructions, rear seat speaker, grill, wires, plugs.

#05 \$7.00

8 TRACK STEREO TAPE DECK \$14.00

With built-in stereo pre-amp, 115 volt drive motor, channel indicator lamps. Unused, original boxed, less cabinet. Customize your stereo music center with one of these tape decks.

#46 \$14.00

Please add postage for above.

JOHN MESHNA JR.

PO Box 62, E. LYNN, MASS. 01904

Circle 89 on reader service card

ELECTRONICS career training at home. College level communications electronics. FCC license, Broadcast Engineering, Satellite Communications. Free catalog. **GTI**, 5540 Hollywood Blvd., Hollywood, Calif. 90028

DEGREE Program in Electronics Engineering. Our 27th Year! Free literature. **Cook's Institute**, Dept. 14, Box 10634, Jackson, Miss. 39209.

MEASURE things accurately! Numerically! Digitally! Numerical readout projects catalog: Free! **GBS**, Box 100V, Greenbank, W. Va. 24944.

LEARN design techniques. Electronics monthly newsletter. Digital, linear construction projects, design theory and procedures. Sample copy \$1.00. **VALLEY WEST**, Box 2119-A, Sunnyvale, California 94087.

PRINTED circuit techniques for the hobbyist. Ferric chloride "suspension etching"; cutting epoxy glass; screen printing; etc. Booklet \$2.00. **TRUMBULL**, 833 Balra Dr., El Cerrito, Calif. 94530.

WANTED

QUICK cash . . . for electronic equipment, components, unused tubes. Send list now! **BARRY**, 512 Broadway, New York, N.Y. 10012, 212 Walker 5-7000

MILITARY surplus electronic equipment wanted, transceivers, RT-750/ARC-34C, RT-742/ARC-51BX, RT-698/ARC-102, RT-823/ARC-131, RT-857/ARC-134, RT-859/APX-72, 618T, GRC-106, VRC-12, VRC-24; antenna couplers CU-1658A, CU-1669A, 490T-1. Top dollar paid **SLEP ELECTRONICS COMPANY**, P.O. Box 100, Otto, N.C. 28763, Phone 704-524-7519.

PLANS & KITS

ELECTRONIC organ kits, keyboards and many components. Independent and divider tone generators. All diode keying. IC circuitry. Supplement your Artisan Organ. 35¢ for catalog. **DEVTRONIX ORGAN PRODUCTS**, Dept. B, 5872 Amapola Dr., San Jose, Calif. 95129

FREE catalog. Most unusual electronic kits available. Music accessories, surf, wind synthesizers, wind chimes, many others. **PAIA** Electronics, Box B14359, Oklahoma City, OK 73114.

WALL-SIZED TV . . . Build a TV projector for under \$15.00. Free details. **MACROCOMA**, Box-FEE, Washington Crossing, Pa. 18977

CONVERT any television to sensitive, big-screen oscilloscope. Only minor changes required. No electronic experience necessary. Illustrated plans \$2.00. **SANDERS**, Dept. A-25, Box 92102, Houston, Tex. 77010

EDUCATION & INSTRUCTION

SHORTCUTS to success! Highly effective, profitable short courses. (75 choices). Study at home. Diploma awarded. Our 27th year. Free literature. **CIEE-E**, Box 10634, Jackson, Miss. 39209

<p>7-SEGMENT READOUT 12-PIN DIP</p> <ul style="list-style-type: none"> Three digits with right-hand decimal Plugs into DIP sockets Similar to (LITRONIX) DL33 Magnified digit approximately .1" Cathode for each digit Segments are parallel for multiple operation 5 - 10 MA per segment <p>EACH \$3.95 4 (12 Digits) \$13.00</p>	<p>7400 DIP</p> <table border="1"> <tr><td>7400</td><td>\$.25</td></tr> <tr><td>7400</td><td>.35</td></tr> <tr><td>7401</td><td>.20</td></tr> <tr><td>7402</td><td>.35</td></tr> <tr><td>7401</td><td>.35</td></tr> <tr><td>7403</td><td>.30</td></tr> <tr><td>7404</td><td>.28</td></tr> <tr><td>74H04</td><td>.35</td></tr> <tr><td>7405</td><td>.28</td></tr> <tr><td>7406</td><td>.70</td></tr> <tr><td>74H05</td><td>.35</td></tr> <tr><td>7408</td><td>.35</td></tr> <tr><td>74H08</td><td>.35</td></tr> <tr><td>7410</td><td>.25</td></tr> <tr><td>74H11</td><td>.35</td></tr> <tr><td>7413</td><td>1.25</td></tr> <tr><td>7417</td><td>.40</td></tr> <tr><td>7420</td><td>.25</td></tr> <tr><td>74L20</td><td>.35</td></tr> <tr><td>74H20</td><td>.35</td></tr> <tr><td>74H22</td><td>.35</td></tr> <tr><td>7430</td><td>.25</td></tr> <tr><td>74H30</td><td>.35</td></tr> <tr><td>74L30</td><td>.40</td></tr> <tr><td>7440</td><td>.25</td></tr> <tr><td>74H40</td><td>.35</td></tr> <tr><td>7441</td><td>1.25</td></tr> <tr><td>7442</td><td>1.20</td></tr> <tr><td>7446</td><td>1.20</td></tr> <tr><td>7447</td><td>1.50</td></tr> <tr><td>7448</td><td>1.00</td></tr> <tr><td>7450</td><td>.25</td></tr> <tr><td>74H50</td><td>.35</td></tr> <tr><td>7451</td><td>.25</td></tr> <tr><td>74L51</td><td>.30</td></tr> <tr><td>74H51</td><td>.35</td></tr> <tr><td>7453</td><td>.20</td></tr> <tr><td>7454</td><td>.25</td></tr> <tr><td>74L54</td><td>.35</td></tr> <tr><td>74L55</td><td>.35</td></tr> <tr><td>7460</td><td>.20</td></tr> <tr><td>74L71</td><td>.30</td></tr> <tr><td>7472</td><td>.40</td></tr> <tr><td>74L72</td><td>.50</td></tr> <tr><td>7473</td><td>.60</td></tr> <tr><td>74L73</td><td>.75</td></tr> <tr><td>7474</td><td>.65</td></tr> <tr><td>74H74</td><td>.80</td></tr> <tr><td>7475</td><td>1.40</td></tr> <tr><td>7476</td><td>.60</td></tr> <tr><td>74L78</td><td>.80</td></tr> <tr><td>7480</td><td>.65</td></tr> <tr><td>7483</td><td>1.00</td></tr> <tr><td>7489</td><td>4.00</td></tr> <tr><td>7490</td><td>1.20</td></tr> <tr><td>7491</td><td>1.00</td></tr> <tr><td>7492</td><td>.90</td></tr> <tr><td>7493</td><td>1.15</td></tr> <tr><td>7494</td><td>1.15</td></tr> <tr><td>7495</td><td>1.15</td></tr> <tr><td>74L95</td><td>2.00</td></tr> <tr><td>74107</td><td>.70</td></tr> <tr><td>74121</td><td>1.25</td></tr> <tr><td>74123</td><td>1.50</td></tr> <tr><td>74154</td><td>2.30</td></tr> <tr><td>74163</td><td>2.00</td></tr> <tr><td>74180</td><td>1.25</td></tr> <tr><td>74192</td><td>2.50</td></tr> <tr><td>74193</td><td>1.50</td></tr> <tr><td>74195</td><td>1.00</td></tr> </table>	7400	\$.25	7400	.35	7401	.20	7402	.35	7401	.35	7403	.30	7404	.28	74H04	.35	7405	.28	7406	.70	74H05	.35	7408	.35	74H08	.35	7410	.25	74H11	.35	7413	1.25	7417	.40	7420	.25	74L20	.35	74H20	.35	74H22	.35	7430	.25	74H30	.35	74L30	.40	7440	.25	74H40	.35	7441	1.25	7442	1.20	7446	1.20	7447	1.50	7448	1.00	7450	.25	74H50	.35	7451	.25	74L51	.30	74H51	.35	7453	.20	7454	.25	74L54	.35	74L55	.35	7460	.20	74L71	.30	7472	.40	74L72	.50	7473	.60	74L73	.75	7474	.65	74H74	.80	7475	1.40	7476	.60	74L78	.80	7480	.65	7483	1.00	7489	4.00	7490	1.20	7491	1.00	7492	.90	7493	1.15	7494	1.15	7495	1.15	74L95	2.00	74107	.70	74121	1.25	74123	1.50	74154	2.30	74163	2.00	74180	1.25	74192	2.50	74193	1.50	74195	1.00
7400	\$.25																																																																																																																																												
7400	.35																																																																																																																																												
7401	.20																																																																																																																																												
7402	.35																																																																																																																																												
7401	.35																																																																																																																																												
7403	.30																																																																																																																																												
7404	.28																																																																																																																																												
74H04	.35																																																																																																																																												
7405	.28																																																																																																																																												
7406	.70																																																																																																																																												
74H05	.35																																																																																																																																												
7408	.35																																																																																																																																												
74H08	.35																																																																																																																																												
7410	.25																																																																																																																																												
74H11	.35																																																																																																																																												
7413	1.25																																																																																																																																												
7417	.40																																																																																																																																												
7420	.25																																																																																																																																												
74L20	.35																																																																																																																																												
74H20	.35																																																																																																																																												
74H22	.35																																																																																																																																												
7430	.25																																																																																																																																												
74H30	.35																																																																																																																																												
74L30	.40																																																																																																																																												
7440	.25																																																																																																																																												
74H40	.35																																																																																																																																												
7441	1.25																																																																																																																																												
7442	1.20																																																																																																																																												
7446	1.20																																																																																																																																												
7447	1.50																																																																																																																																												
7448	1.00																																																																																																																																												
7450	.25																																																																																																																																												
74H50	.35																																																																																																																																												
7451	.25																																																																																																																																												
74L51	.30																																																																																																																																												
74H51	.35																																																																																																																																												
7453	.20																																																																																																																																												
7454	.25																																																																																																																																												
74L54	.35																																																																																																																																												
74L55	.35																																																																																																																																												
7460	.20																																																																																																																																												
74L71	.30																																																																																																																																												
7472	.40																																																																																																																																												
74L72	.50																																																																																																																																												
7473	.60																																																																																																																																												
74L73	.75																																																																																																																																												
7474	.65																																																																																																																																												
74H74	.80																																																																																																																																												
7475	1.40																																																																																																																																												
7476	.60																																																																																																																																												
74L78	.80																																																																																																																																												
7480	.65																																																																																																																																												
7483	1.00																																																																																																																																												
7489	4.00																																																																																																																																												
7490	1.20																																																																																																																																												
7491	1.00																																																																																																																																												
7492	.90																																																																																																																																												
7493	1.15																																																																																																																																												
7494	1.15																																																																																																																																												
7495	1.15																																																																																																																																												
74L95	2.00																																																																																																																																												
74107	.70																																																																																																																																												
74121	1.25																																																																																																																																												
74123	1.50																																																																																																																																												
74154	2.30																																																																																																																																												
74163	2.00																																																																																																																																												
74180	1.25																																																																																																																																												
74192	2.50																																																																																																																																												
74193	1.50																																																																																																																																												
74195	1.00																																																																																																																																												
<p>RCA 2010</p> <p>Numitron Digital Display Tube, incandescent 5-volt 7-segment:</p> <ul style="list-style-type: none"> 6" High numeral visible from 30 ft Standard 9-pin base (solderable) Left-hand decimal point <p>EACH \$5.00 5 FOR \$20.00</p>																																																																																																																																													
<p>CT5005</p> <p>A single MOS chip with all the logic necessary for a 12-digit four-function calculator with an extra storage register for constant or memory application.</p> <ul style="list-style-type: none"> .28 Lead DIL package Standard 9-pin base (solderable) Left-hand decimal point <p>EACH \$5.00 5 FOR \$20.00</p>																																																																																																																																													
<p>40-PIN SINGLE CHIP</p> <ul style="list-style-type: none"> Add, subtract, multiply, and divide 12-Digit display and calculate Chain calculations True credit balance sign output Automatic overflow indication Fixed decimal point at 0,2,3, or 4 Leading zero suppression <p>DATA ONLY (refundable with purchase of chip) . . . \$1.00 COMPLETE WITH DATA . . . \$9.95</p>																																																																																																																																													
<p>CD-2 COUNTER KIT</p> <p>Unit includes board, 7490, 7475, quad latch, 7447 seven-segment driver, and RCA OR2010.</p> <p></p> <p>COMPLETE KIT only \$11.25; FULLY-ASSEMBLED \$13.95; boards can be supplied separately at \$2.00 per digit.</p>																																																																																																																																													
<p>KEYBOARD ASSEMBLY</p> <p>TRM Data Systems unit; 10 keys 0-9; 3 (or 4) 24V lamps; printed circuit board w/14 1N4001 diodes, capacitors, transistor, and resistors. All mounted in an attractive case approx. 4 1/2 x 4 1/2 x 2 1/2". These are used; no schematic is available. EACH \$6.95</p>																																																																																																																																													
<p>LM703</p> <p>RF-IF amp epoxy TO-5.</p> <p>EACH \$.45 TEN FOR \$3.50</p>																																																																																																																																													
<p>LINEARS</p> <table border="1"> <tr><td>NE540</td><td>..\$2.00</td><td>748</td><td>..\$1.00</td></tr> <tr><td>NE555</td><td>..1.50</td><td>CA3018</td><td>..1.00</td></tr> <tr><td>NE560</td><td>..3.25</td><td>CA3026</td><td>..1.00</td></tr> <tr><td>NE561</td><td>..3.25</td><td>CA3045</td><td>..1.00</td></tr> <tr><td>NE565</td><td>..3.25</td><td>LM100</td><td>..1.00</td></tr> <tr><td>NE566</td><td>..4.00</td><td>LM105</td><td>..1.25</td></tr> <tr><td>NE567</td><td>..4.00</td><td>LM302</td><td>..1.25</td></tr> <tr><td>NE555B</td><td>..1.00</td><td>LM308</td><td>..2.00</td></tr> <tr><td>709</td><td>..45</td><td>LM311</td><td>..1.75</td></tr> <tr><td>710</td><td>..75</td><td>LM370</td><td>..2.00</td></tr> <tr><td>711</td><td>..40</td><td>LM703</td><td>..45</td></tr> <tr><td>723</td><td>..1.00</td><td>LM309H</td><td>..1.00</td></tr> <tr><td>741</td><td>..55</td><td>LM309K</td><td>..2.00</td></tr> <tr><td>747</td><td>..1.00</td><td>LM3900</td><td>..2.00</td></tr> <tr><td></td><td></td><td>LM1595 4-quad. mult.</td><td>2.00</td></tr> </table>	NE540	..\$2.00	748	..\$1.00	NE555	..1.50	CA3018	..1.00	NE560	..3.25	CA3026	..1.00	NE561	..3.25	CA3045	..1.00	NE565	..3.25	LM100	..1.00	NE566	..4.00	LM105	..1.25	NE567	..4.00	LM302	..1.25	NE555B	..1.00	LM308	..2.00	709	..45	LM311	..1.75	710	..75	LM370	..2.00	711	..40	LM703	..45	723	..1.00	LM309H	..1.00	741	..55	LM309K	..2.00	747	..1.00	LM3900	..2.00			LM1595 4-quad. mult.	2.00	<p>Memory IC 745206</p> <p>1x256 Bipolar TTL RAM (45 ns). One bit wide by 256 deep random access memory. 3-Chip enable lines. Output is compliant. Similar to Fairchild 4111. Complete data supplied. EACH \$3.95 10 FOR \$32.00</p>																																																																																
NE540	..\$2.00	748	..\$1.00																																																																																																																																										
NE555	..1.50	CA3018	..1.00																																																																																																																																										
NE560	..3.25	CA3026	..1.00																																																																																																																																										
NE561	..3.25	CA3045	..1.00																																																																																																																																										
NE565	..3.25	LM100	..1.00																																																																																																																																										
NE566	..4.00	LM105	..1.25																																																																																																																																										
NE567	..4.00	LM302	..1.25																																																																																																																																										
NE555B	..1.00	LM308	..2.00																																																																																																																																										
709	..45	LM311	..1.75																																																																																																																																										
710	..75	LM370	..2.00																																																																																																																																										
711	..40	LM703	..45																																																																																																																																										
723	..1.00	LM309H	..1.00																																																																																																																																										
741	..55	LM309K	..2.00																																																																																																																																										
747	..1.00	LM3900	..2.00																																																																																																																																										
		LM1595 4-quad. mult.	2.00																																																																																																																																										
<p>LED's</p> <p>MV-50 Red Emitting 10-40 MA @ 2V \$.25; 10/\$1.25 100/\$10.00</p> <p>MV5024 Red TO-18 High Dome @ 2V \$.35; 10/\$2.95 MV-10B Visible Red 5-70MA @ 2V \$.30; 10/\$2.50</p>	<p>CMOS</p> <table border="1"> <tr><td>CD4002</td><td>..\$.75</td></tr> <tr><td>CD4011</td><td>..75</td></tr> <tr><td>74C00</td><td>..75</td></tr> <tr><td>74C20</td><td>..75</td></tr> <tr><td>74C160</td><td>..3.25</td></tr> </table>	CD4002	..\$.75	CD4011	..75	74C00	..75	74C20	..75	74C160	..3.25																																																																																																																																		
CD4002	..\$.75																																																																																																																																												
CD4011	..75																																																																																																																																												
74C00	..75																																																																																																																																												
74C20	..75																																																																																																																																												
74C160	..3.25																																																																																																																																												
<p>MAN-3 Seven-segment readout: EACH ONLY . . . \$1.25 TEN OR MORE, EACH . . . 1.00 W/O DECIMAL, EACH75 MAN-4 Seven-segment DIP . . . \$2.75</p>	<p>CA3065</p> <p>IF Amplifier-Limiter, FM Detector, Electronic Attenuator, Audio Driver all in one DIP \$7.75</p>																																																																																																																																												
<p>SEND FOR FREE FLYER! C.O.D. PHONE ORDERS ACCEPTED--\$10 MINIMUM</p> <p>All ICs new and fully-tested; leads plated with gold or solder. Orders for \$5 or more are shipped prepaid; smaller orders add 55¢. California residents add Sales Tax. ICs shipped within 24 hours. P. O. Box 41727 Sacramento, CA 95841 (916) 334-2161</p>																																																																																																																																													
<p>BABYLON ELECTRONICS</p>																																																																																																																																													

Circle 90 on reader service card

MINIATURE ALUMINUM ELECTROLYTIC CAPACITORS

Temp. range: 40°C to 85°C Tolerances: ±10 to ±50% for more than 4.7 ufd, ±10 to ±25% for 4.7 ufd or less

Value	1	10-99	100-240*	Value	1	10-99	100-240*
1 ufd/50V	14c	12c	11c	100 ufd/16 V	19c	15c	14c
2.2 ufd/50 V	14c	12c	11c	100 ufd/25V	24c	18c	17c
3.3 ufd/35V	14c	12c	11c	220 ufd/16 V	24c	18c	17c
4.7 ufd/35 V	14c	12c	11c	220 ufd/25 V	35c	25c	24c
10 ufd/16 V	13c	10c	9c	330 ufd/16 V	35c	25c	24c
10 ufd/25 V	14c	11c	10c	330 ufd/25 V	44c	35c	32c
22 ufd/16 V	14c	11c	10c	470 ufd/16 V	37c	30c	27c
22 ufd/25 V	15c	13c	12c	470 ufd/25 V	49c	39c	35c
33 ufd/16 V	15c	12c	11c	1000 ufd/16 V	49c	39c	35c
33 ufd/25 V	17c	13c	12c	1000 ufd/25 V	75c	60c	55c
47 ufd/16 V	17c	14c	13c	2200 ufd/16 V	75c	60c	55c
47 ufd/25 V	19c	15c	14c				

1/2 & 1/4 WATT CARBON COMP. RESISTORS

5 each of the 85 standard 10% values (2.2-220M) 1/2 W Resistors (425 pcs)
Sorted by value \$12/set 2-4 are \$11/set 5-9 are \$10/set.
5 each of the 70 standard 10% values (10-5.6M) 1/4 W Resistors (350 pcs)
Sorted by value \$12/set 2-4 are \$11/set 5-9 are \$10/set.

DIGITAL TTL

7400N	32c	7446N	\$1.30	7406N	\$1.20
7401N	32c	7447N	\$1.30	74107N	55c
7402N	32c	7448N	\$1.35	74121N	70c
7403N	32c	7450N	32c	74122N	72c
7404N	35c	7451N	32c	74123N	\$1.11
7405N	35c	7453N	32c	74141N	\$1.61
7406N	52c	7454N	32c	74150N	\$1.56
7407N	52c	7459N	32c	74151N	\$1.20
7408N	36c	7460N	32c	74153N	\$1.58
7409N	36c	7470N	36c	74154N	\$2.25
7410N	32c	7472N	40c	74155N	\$1.46
7411N	35c	7473N	52c	74156N	\$1.17
7413N	63c	7474N	52c	74157N	\$1.56
7416N	50c	7475N	85c	74158N	\$1.56
7417N	50c	7476N	60c	74160N	\$1.95
7418N	35c	7480N	74c	74161N	\$1.95
7420N	32c	7482N	\$1.02	74162N	\$1.95
7423N	75c	7483N	\$1.58	74163N	\$1.95
7426N	36c	7486N	60c	74164N	\$1.95
7430N	32c	7489N	\$4.50	74165N	\$2.48
7437N	51c	7490N	85c	74166N	\$2.03
7438N	51c	7491N	\$1.37	74180N	\$1.20
7440N	32c	7492N	85c	74181N	\$3.38
7441N	\$1.45	7493N	85c	74182N	\$1.17
7442N	\$1.20	7494N	\$1.20	74192N	\$1.80
7445N	\$1.62	7495N	\$1.20	74193N	\$1.80

Discounts offered in quantities
of 100 pcs TTL in mixed lots.

LINEAR INTEGRATED CIRCUITS

NE555V MiniDIP	\$1.00	723C DIP	\$1.15
NE565A DIP	\$3.57	741C MiniDIP	60c
NE567V MiniDIP	\$3.57	747C DIP	\$1.10
NE558V MiniDIP	95c	748C MiniDIP	60c
709C MiniDIP	44c	Quantity Discounts	

1 AMP SILICON RECTIFIERS

IN4001	50 PIV	10/\$1.00	100/\$ 7.00	1000/\$ 60.00
IN4002	100 PIV	9/\$1.00	100/\$ 8.00	1000/\$ 70.00
IN4003	200 PIV	8/\$1.00	100/\$10.00	1000/\$ 85.00
IN4004	400 PIV	7/\$1.00	100/\$11.00	1000/\$ 95.00
IN4005	600 PIV	7/\$1.00	100/\$12.00	1000/\$105.00
IN4006	800 PIV	6/\$1.00	100/\$13.00	1000/\$115.00
IN4007	1000 PIV	5/\$1.00	100/\$14.00	1000/\$120.00

MOLEX IC SOCKET PINS

100/\$1.00	200/\$1.80	300/\$2.60	500/\$4.20
700/\$5.80	1000/\$8.20	ea addn	1000/\$7.50

DISPLAY DEVICES

5 Volt 7 Segment Tube	\$3.75
Display Kit (Tube+7447+7475+7490)	\$6.15
	3/\$17.50
7-Segment LED (MAN-1 Type)	\$3.50
Display Kit (LED+7447+7475+7490+Resistors)	\$6.50
	3/\$18.00
7 Segment LED (MAN-4 Type)	\$3.50
Display Kit (LED+7448+7475+7490 + Resistors)	\$6.50
	3/\$18.00

Also available are Transistors, IC Sockets, Slide Switches, Reed Relays, Heat Sinks and more!
Send for FREE CATALOG or Mail Readers Service Card

C.O.D. ORDERS ACCEPTED FOR SAME DAY SHIPMENT
CALL 218-681-6674

Orders Less Than \$10.00 Add 25c — Others Postpaid

DIGI-KEY

Box 126 Thief River Falls, MN 56701

Circle 91 on reader service card

TUBES

SAVE money on parts and transmitting-receiving tubes, foreign-domestic. Send 25c for Giant Catalog. Refunded first order. **UNITED RADIO COMPANY**, 56-R Ferry Street, Newark, N.J. 07105

RECEIVING & industrial tubes, transistors. All brands-biggest discounts. Technicians, hobbyists, experimenters—request free giant catalog and save! **ZALYTRON**, 469 Jericho Turnpike, Mineola, N.Y. 11501

FOR SALE

LOGIC probes from \$9.95. Free catalog. **ELECTRO INDUSTRIES**, 4201 Irving Park, Chicago, Ill. 60641

NAME brand digital test equipment, discount prices. Free catalog and price list. **SALEN ELECTRONICS**, Box 82, Skokie, Ill. 60076

TWENTY disc, or 10 bar magnets. \$1.00. **MAGNETS**, Box 192-E, Randallstown, Md. 21133

FREE catalog lists resistors, tubes, transistors, rectifiers, condensers, tools, tuners, etc. etc. **HYTRON HUDSON**, Dept. RE 2818 Kennedy Blvd., Union City, N.J. 07087.

GIANT 126 page Canadian surplus catalog. \$1.00. **ETCO ELECTRONICS**, Dept. RE, Box 741, Montreal, Canada.

DIGITAL electronics! Complete schematics, parts lists, theories—Discrete Component Digital Clock, \$3.00. Increase technical competence, hobby skills—Complete course in Digital Electronics is highly effective, \$10.00. Free literature. **DYNASIGN**, Box 60R2, Wayland, Mass. 01778

RADIO & TV tubes 36c each. One year guaranteed. Plus many unusual electronic bargains. Free catalog. **CORNELL**, 4217-E University, San Diego, Calif. 92105

CANADIAN'S free catalog LED's, IC's, transistors, SCR's diodes, parts. **CORONET ELECTRONICS**, 649A Notre Dame West, Montreal 101, Que., Canada

AIRCRAFT type headset with tube loaded mike for CB walkie-talkies only \$9.95, literature 25c refundable. Dept. R5, **CAMPBELL & COMPANY**, Box 91654, Los Angeles, Calif. 90009

MANUALS for Govt. surplus radios, test sets, scopes. List 50c (coin). **BOOKS**, 7218 Roanne Drive, Washington, D. C. 20021

TRANSISTOR curve tracer, \$10.95, guaranteed one year. **APPALACHIAN TECHNICAL**, Box 8512, Asheville, N.C. 28804

1/2-WATT resistors all values 2 cents, minimum \$2.00. **LECTRONIX**, Box 1067, Southgate, Mich. 48195

BUGGED??? . . . Detectors locate hidden transmitters. Literature 25c. **SECURITY**, Box 671RE, Westwood, N.J. 07675

FREE catalog. IC'S, PUT'S, transducers, thermocouples, LED'S, transistors, circuit boards, parts. **CHANEY'S**, Box 15431, Lakewood, Colo. 80215

TEXTRONIX 531A/B-\$425.-; 533/CA /\$495.-; Data Pulse 106A-\$485.-; HP330B-\$275.-; HP650A-\$195.-. **DESIGN CONSULTANTS**, Box 67, Richardson, Tex. 75080

GREAT circle maps and direction lists. Stock or custom calculated from your location. Catalog dime. **GUIDES**, Box 40, Rockland, Maine 04841.

FREE professional experimenters catalog. **WALTON ELECTRONICS**, Box 503H, Bethany, Okla. 73308.

LOW noise resistors - 1/4W, 5%, carbon film from 10 to 3.3M ohms for 3.5c each. Fifty of one value for \$1.25. Specifications upon request. 75c postage and handling charge. Deduct 10% on orders over \$50.00. **COMPONENTS CENTER-RE**, Box 134, New York, N.Y. 10038.

JAPANESE new products monthly! \$1.00. Refundable. **DEERE**, Box 9308, North Hollywood, Calif. 91609.

HEATHKIT, EICO, RCA and stereo equipment. Fantastic bargains. \$25.00 color TV. Not junk. Moving sellout. Disposing entire workshop. Radio, test, stereo equipment. For catalog send \$1.00 to: 127 Park View, Apt. 207, Los Angeles, Calif. 90057.

HEAVY DUTY CONSTANT VOLTAGE, MULTIPLE WINDING TRANSFORMER



This resonant primary transformer has the following windings: 60 volts @ 2A., 27 volts @ 3 A., 40 volts @ 2.5 A., 40 volts @ 2.5 A., & 38 volts @ 2. A. All windings are center tapped. Primary is tapped from 100 V. to 254 V. in 6 taps. Primary capacitor included. Ideal for laboratories, bench supplies, or equipment use. Windings may be series or paralleled for other voltages and currents. With data sheet.
5 1/2" x 4 1/2" x 5 1/4" Wt. 19 lbs.
STOCK NO. J9859 12.50 ea 2/22.00

POWER TRANSFORMERS

16 volts @ 4.0 Amps. 3 lbs. 3" x 2 1/4" x 2 1/4"
STOCK NO. J9858 \$3.95 ea 2/7.00

28 volts @ 5.0 A. 5 lbs. 2 1/4" x 3" x 3 1/4"
With electrostatic shield.
STOCK NO. J9860 \$5.95 ea. 2/11.00

OHMITE VARIABLE TRANSFORMER



Variable autotransformer delivers a continuously variable voltage, from 0 to 40 volts, depending on input voltage. Rated current is 5 amps. With the J9858 above, it delivers 22 volts @ 4 amps, and with the J9860 above, it delivers 40 volts D.C. @ 5 amps. Similar to G.R. Variac, and Superior Powerstat.
STOCK NO. J9817 \$6.95 ea. 2/12.00

Include sufficient postage. Excess will be refunded. Send for free new 56 page catalog. Minimum order \$5.00.



DELTA ELECTRONICS CO.


BOX 1, LYNN, MASSACHUSETTS 01903

Phone (617) 388-4705

Circle 92 on reader service card



TAKE TIME TO BE CAREFUL.



CLOCK RADIO TIMERS
 Basic movement for all clock radios, by "Sessions" or "Telechron". Puts devices ON. Design your own "timing" eqpt. 0-to-24 hrs. 1 1/2"/10" hts. Switch rated at 5 amps. With hookups.

WORLD FAMOUS SEMI-KON Dollar Stretchers

- 2-2N5296 35-WATT NPN PLASTIC TRANSISTORS, for NE-540 \$1.
- 2-2N6109 40-WATT PNP PLASTIC TRANSISTORS, for NE540 \$1.
- 10-1N82 GERMANIUM UHF diode, clip-in type \$1.
- 5-5CRs 7-AMP TO220, 6-12-24 prv. power tab \$1.
- 10-MOS FETS, 3N187, 3N200, 3N128, TO-18, Fairchild \$1.
- 5-5CRs & TRIACS up to 25 amp, 6-12-24 prv. studs too \$1.
- 2-2N3819, Texas, N channel, 6600 umho TO-18 \$1.
- 2-2N2646 UNIJUNCTIONS, plastic transistors, Texas \$1.
- 5-2N107, GE, most commonly used pnp, germanium \$1.
- 50-SILICON, glass rectifiers, computer, axial leads \$1.
- 5-2N170, GE, RF, germanium, npn, transistors, TO-22 \$1.
- 6-1-AMP 1000 PIV, epoxy, submini, silicon rectifiers \$1.
- 30-500WV ZENERS, axial, 4, 6, 9, 10, 12V rectifiers \$1.
- 4-2N3055 NPN silicon transistors, TO-3 \$1.
- 30-3-AMP RECTIFIERS, silicon, epoxy, assorted V. axial \$1.
- 20-HEAT SINKS for all types of TOs trans. makes 'em high power \$1.

- 1-PHOTO TRANSISTOR, with darlington amp filter, \$1
 - 2-PHOTO TRANSISTORS, with darlington amp, 2N5777, GE \$1
 - 4-PHOTO CELLS, Clairex, pancake, 30K-70 ohms \$1
- 1-2N3055 npn, 100W, 15A, TO-3, transistor \$1.
 - 5-ER90 TRIGGER DIODES for SCRs & Triacs \$1.
 - 2-FET'S 2N5457 N channel 5000 umhos, TO-92 plastic \$1.
 - 10-1N814 fast switch diodes, silicon, 4 nanoseconds \$1.
 - 2-6 AMP TRIAC 200 PRV, TO-5 \$1.
 - 40-ITTY MICRI MINI RECTIFIERS silicon porcelain to 1KV \$1.
 - 30-WORLD'S SMALLEST RECT. & zeners, 1W, assorted volts \$1.
 - 4-2N4269 Nixie tube driver transistors 100V, npn \$1.
 - 2-PUTS, prog. uni-transistors, similar to GE-D13T \$1.
 - 2-6000 PIV HOBBY, 40 watt, plastic powers, PNP \$1.
 - 10-BENDIX 25 WATT "pellet" power transistors, silicon \$1.
 - 1-PHOTO ELECTRIC FET, 10,000 ohms, n channel \$1.
 - 4-80 WATT, 2N1488, silicon, TO3, 60 Vcc, npn \$1.
 - 4-1000 HFE DARLINGTON Transistors, TO-18 case \$1.
 - 2-2N5036 HI-PWR plastic trans 100 vcc, 7 amp 85 watts \$1.
 - 4-2N5296 WAFER AMP, 35 WATT, 100 PIV, PNP \$1.
 - 4-2N6109 HOBBY, 40 watts, plastic powers, PNP \$1.
 - 5-PLASTIC 35W powers, npn, silicon, hobby 2N6121 \$1.
 - 5-PLASTIC 35W powers, pnp, silicon, hobby 2N6124 \$1.
 - 2-MOS FETS, N channel, 8K umhos 3N128, TO-18 RCA \$1.
 - 2-MOS FETS, DUAL GATE, N chan, 3N187, TO-18 RCA \$1.
 - 2-MOS FETS, DUAL GATE, N chan, 3N140, TO-18 RCA \$1.
 - 4-RCA 2N3600 NPN, UHF transistors, tv-fm, TO-18, 1000mc \$1.
 - 1-300V PLASTIC POWER TAB transistors, 6A \$1.

I.C. & LED HOBBY-ONICS

- 2-3 DIGIT NATIONAL READOUTS, some digits green \$1.
- 2-MPF 1000, Motorola MOS dual gate, "The Claw" \$1.
- 3-1 WATT AUDIO AMPLIFIERS, Westinghouse, TO-5 \$1.
- 15-709 FLAT PAK OP AMPS, 100% good \$1.
- 50-710-711 Flip-Top COMPARATORS, untested \$1.
- 4-DUAL 709, dip pak, op amps, untested \$1.
- 10-RCA CA-3000 OP AMPS, TO-5 case \$1.
- 5-723 VOLTAGE REGULATORS, TO-5 \$1.
- 4-PHASE LOCK LOGOS, hobby 566, 560, 561 \$1.
- 10-TO-5 Case 536, 540, 566, 567, 741 \$1.
- 10-LINEAR AMPS, 709, 710, 711, 741, TO-5 \$1.
- 10-709 LINEAR AMPS, 741's, 600 PIV'S \$1.
- 5-HOBBY MEMORY CELLS, 5N7461, up to 16-cell, DIP \$1.
- 5-MOS REGISTERS, 601 to 5017, TO-5, Mini-DIP's \$1.
- 10-CMOS IC'S, 74C and CD4000 series, DIP pak \$1.
- 10-MINI DIPS, OP AMPS, 709, 710, 711, 741, hobby \$1.
- 3-VOLTAGE REGULATORS, LM309K, hobby, TO-5 \$1.
- 10-SIGNALIC OP AMP, 531, 533, 536, 550, 555, DIPs, TO-5 \$1.
- 1-5311-14 CLOCK ON A CHIP, 4-or-6 digit, 24-or-28-pin \$1.
- 1-CALCULATOR ON A CHIP, hobby, exp. 40-pin, specs \$1.
- 1-2516 CHARACTER GENERATORS, hobby, for MAN 2 \$1.
- 1-2513 CHARACTER GENERATOR, Hobby, for MAN-2 \$1.
- 10-NATIONAL 301 and 307, OP AMP SPECIAL, TO5 \$1.
- 15-NATIONAL & SIGNALIC TTL dip special, all marked \$1.
- 5-LM-300 Super 723, manufacturers' fallout, u test 'em \$1.
- 5-IBM IC's with pc board, many parts, from computers \$1.
- 1-AM RADIO-ON-A-CHIP, by Sprague, DIP, u test 'em \$1.
- 1-DUAL 3-WATT "Stereo Amp-On-A-Chip", fallout, Sprague, u test \$1.
- 4-SPERRY SP332, twin digit factory rejects, 33' charac, no test \$1.
- 1-OPCOA SLA-11*, like MAN-6, green, 1-or-more segs gone \$1.
- 1-OPCOA SLA-3M*, 0.7 charac, readout, 1-or-more segs missing \$1.
- 5-MONSANTO opto isolators, no test, 1500V \$1.
- 10-LED HOBBY-ONIC'S, last types, factory TO-5 \$1.
- 2-OPCOA SLA-1*, MAN-1, red, 33' charac, 1-or-more segs gone \$1.
- 2-MONSANTO MAN-4, 19' charac, 1-or-more segs missing, red \$1.
- 5-MONSANTO MAN-3, 12' charac, red, 1 or more segs missing \$1.

BRAND NEW LOWEST PRICES 3 FOR \$6.00
GENERAL ELECTRIC 3-WATT AUDIO AMP
 Delivers 3 watts continuous, 10 watts peak. With heat sink; micro-mini size; 3" x 1 1/2" x 1/2". 9 to 30V supply. High sensitivity. 8 to 16 ohms. For mono and stereo phonos, tape, FM, AM, TV, servo. **\$2.50**

SANKEN HYBRID AUDIO POWER AMPS
 Used extensively in hi-fi systems, tape decks, FM tuners, record players, stereo components, musical instruments, P.A., etc. All amplifiers, flat within 1/2 db from 10 to 100,000. Each unit properly heat-sinked, with heavy-duty connecting tie lug connections. Single-ended pushpull output. Power supply required 24VDC. Output to 8 ohms. Order by Stock No.

Mfr's Type	Watts	Sale
SI-1010Y	10	\$ 8.88
SI-1025E	25	18.88
SI-1050E	50	29.95

8-TRACK CAR RADIO STEREO TAPE TRANSPORT
 3 for \$24 **\$ 8.88**

3 for \$3 HIGH POWER TRANSISTOR WITH HEAT SINK
 Removed from new equipment! Includes popular 2N174 "doorknob" transistor TO-36, germanium, PNP, 150 amp, VCO 80V, 15 amps, 40 hfe. For ignition, high power transmitters, etc. Mounted on heat sink 5 x 2 1/2 x 1 1/4".

Code	2 amp	6 amp
TO-5 case	1000	1000
6 Amp 1/2 x 1/2 x 1 1/4 sq	1000	1000

LOWEST PRICES

PIV	2amp	2amp	3amp
100	\$ 0.05	\$ 0.05	\$ 0.08
200	.06	.06	.12
400	.07	.07	.15
600	.09	.09	.22
800	.12	.12	.28
1000	.15	.15	.39
1000	.18	.18	.45

EPOXY SILICON BRIDGE RECTIFIERS

Code	2 amp	6 amp
TO-5 case	1000	1000
6 Amp 1/2 x 1/2 x 1 1/4 sq	1000	1000

OVER 1,000,000-PC INVENTORY LIMITED OFFER!
 "DIP" PACKAGES
POLY PAKS SMASHES IC PRICES
 * Factory Marked Order by type number! Spec sheets on request "ONLY"
 Buy 3 or more, 10% discount

Type	Sale	Sale	Sale	Sale	Sale	Buy 100	Take 20%
SN7400	\$0.24	SN7432	.35	SN7471	.55	SN74108	.95
SN7401	.24	SN7438	.42	SN7472	.48	SN74112	.95
SN7402	.24	SN7439	.59	SN7473	.49	SN74113	.95
SN7403	.24	SN7440	.24	SN7474	.49	SN74114	.95
SN7404	.26	SN7442	1.12	SN7475	.85	SN74121	.61
SN7405	.26	SN7443	1.12	SN7476	.53	SN74122	.69
SN7406	.26	SN7444	1.25	SN7477	.85	SN74123	1.05
SN7407	.49	SN7445	1.29	SN7480	.65	SN74125	1.45
SN7408	.27	SN7446	1.19	SN7481	1.25	SN74126	1.45
SN7409	.28	SN7447	1.29	SN7482	.99	SN74129	1.25
SN7410	.24	SN7448	1.35	SN7483	1.15	SN74130	1.25
SN7411	.24	SN7450	1.27	SN7484	1.15	SN74140	2.50
SN7413	.89	SN7451	.31	SN7486	.49	SN74145	1.19
SN7415	.49	SN7453	.31	SN7489	3.10	SN74150	4.50
SN7416	.49	SN7454	.43	SN7490	.85	SN74151	1.00
SN7417	.49	SN7457	.31	SN7491	1.35	SN74152	4.95
SN7420	.24	SN7460	.27	SN7492	.85	SN74153	1.39
SN7421	.55	SN7461	.31	SN7493	.85	SN74154	1.29
SN7422	.31	SN7462	.27	SN7494	1.05	SN74155	1.69
SN7425	.50	SN7464	.43	SN7495	1.00	SN74156	1.45
SN7426	.50	SN7465	.43	SN7496	1.00	SN74157	1.45
SN7430	.24	SN7470	.36	SN74106	.51	SN74158	1.45
				SN74107	.51	SN74159	1.85
						SN74161	1.59
						SN74163	1.75
						SN74164	2.10
						SN74165	2.10
						SN74166	1.85
						SN74172	2.20
						SN74174	2.60
						SN74175	2.60
						SN74176	1.85
						SN74177	1.85
						SN74179	1.85
						SN74180	1.10
						SN74181	4.10
						SN74182	1.05
						SN74185	2.50
						SN74192	1.55
						SN74193	5.00
						SN74194	1.55
						SN74195	1.10
						SN74197	1.25
						SN74198	2.35
						SN74200	9.95

IC'S FOR EXPERIMENTERS
 Money Back Guarantee! Factory Marked! **\$1.00**
 Includes factory good, rejects & defects, who knows at these prices!

SN	Value	SN	Value
SN7400	20 for \$1.	SN7476	5 for \$1.
SN7401	5 for \$1.	SN7490	5 for \$1.
SN7413	20 for \$1.	SN7497	5 for \$1.
SN7441	5 for \$1.	SN74107	5 for \$1.
SN7442	5 for \$1.	SN74121	10 for \$1.
SN7444	5 for \$1.	SN74123	10 for \$1.
SN7447	5 for \$1.	SN74155	10 for \$1.
SN7448	5 for \$1.	SN74181	5 for \$1.
SN7473	10 for \$1.	SN74192	5 for \$1.
SN7474	10 for \$1.	SN74193	5 for \$1.
SN7475	5 for \$1.		

SALE! 6AMP QUADRACS *With Jumbo "Top Hat" heat sink
 Money-Back GUARANTEE on all items

PRV	SALE
25	\$ 8.88
100	5.00
150	1.95
200	2.49
300	2.98
600	3.50
800	3.98

"C-MOS" IC CIRCUITS
 All hermetically sealed. Submini, 1/8", half, and full crystal can types in 6-12-24V in-circuit contacts up to 4PDT, 1 amp up to 10 amps. Such types as BR40, 41, 10, 44, 18, 24, etc. Sorry, no choosing voltages or types. From factory minutes to you! Good assist. If you are space-minded, at low prices.

74C00	\$.59	RCA TYPE "C-MOS" IC'S	Sale
74C10	.89	CD4001AE	.61
74C20	.59	CD4002AE	.61
74C42	1.95	CD4009AE	.95
74C73	1.50	CD4010AE	.61
74C76	1.50	CD4011AE	.61
74C107	1.25	CD4012AE	1.25
74C151	2.50	CD4013AE	1.25
74C154	2.95	CD4016AE	1.25
74C160	1.95	CD4019AE	1.25
74C161	2.95	CD4025AE	.61
74C162	2.95	CD4035AE	2.50
74C163	2.95		
74C195	2.75		

"AEROSPACE" BABCOCK & LEACH CRYSTAL CAN RELAYS
 12 for \$3.50

HI-FI AUDIO IC'S

Type	Description	Code	Sale
WP-334	1-W Audio Amp	TO-5 - (W)	\$1.49
PA-263	3-W Audio Amp	DIP - (G)	2.50
MFC-9000	4-W w/Pre Amp	DIP - (M)	3.50
MF-6024	4-W Audio Amp	DIP - (T)	2.95
5-W Audio Amp	DIP - (S)	3.50	
ULX2277	4-W Stereo	DIP - (S)	2.50
LM-380	2-W Audio Amp	DIP - (N)	1.50

code: W-Westinghouse, G-G-E., M-Motorola, T-Texas, A-Ates, S-Sprague, N-National

INTEGRATED CIRCUIT SOCKETS

14-Pin, DIP	\$.45
14-Pin, Wire Wrap	.59
14-Pin, Side Mount	1.00
TO-5, 8 or 10-Pin	.29

NATIONAL 'OP' AMPS
 Buy Any 3 Take 10% Discount!

Type	Value	Sale
LM-300	SUPER 723 v. reg.	\$0.91
LM-301	Hi-performance amp.	.41
LM-302	Voltage follower	.41
LM-305	Super 741 v. reg.	.91
LM-307	Pos. v. reg.	1.19
LM-308	Super 741 v. reg.	.91
LM-309H	50V Fet Type Op Amp	.41
LM-309H	200 mil v. reg.	1.19
LM-309K	SV 1-amp v. reg.	1.19
LM-310	Comparator	1.85
LM-319	Hi-Speed dual v.r.*	1.19
LM-320	Minus SV 1-amp v.r.*	1.55
LM-320	Minus 12V 1-amp v.r.*	1.75
LM-320	Minus 15V 1-amp v.r.*	1.75
LM-350	Dual peripheral driver	1.75
LM-370	AGC squelch op amp	.41
LM-371	R.F. I.F. op amp	1.19
LM-373	AM-FM, SSB, I.A.D.	1.25
LM-374	AM-FM, SSB, I.VAD	3.75
LM-380	2-w audio amp	1.69
LM-302B	Differential audio amplifier	1.69
LM-3070	Chromat. restorer	1.50
LM-3071	TV chroma IF amp	1.00

*TO-3 case, others TO-5

LINEAR Op Amps FACTORY MARKED
 FACTORY GUARANTEED

Type	Value	Sale
531	Hi slew rate op-amp (TO-5)	\$2.50
732	Micro power 741 (TO-5)	2.50
533	Micro power 709 (TO-5)	2.50
536	FET input op (TO-5)	2.95
550	Precision 723 voltage reg. (DIP)	1.17
TE6	Timer 2 u Seconds to 1 hr. (A)	1.25
556	5 Times faster than 741C	2.10
558	Dual 741 (A)	2.00
560	Phase lock loops (DIP)	2.95
561	Phase lock loops (DIP)	2.95
562	Phase lock loops (DIP)	2.95
565	Phase lock loops (TO-5)	2.95
566	Function generator (TO-5)	2.95
567	Tone decoder (A)	2.95
700	DC M-grain, DC amp (TO-5)	.49
703C	RF-IF, amp, 14 ckt (TO-5)	1.69
704	TV sound IF system	.50
709C	Operational amp (A)	.33
710C	Differential amp (A)	.47
711C	Dual diff. comp (A)	.47
723C	Voltage regulator (A)	.75
733	Diff. Video Amp	1.75
741C	Frequency compensator 709 (A)	.44
741CV	Freq. comp 709 (Mini DIP)	.49
747C	Dual 741C (A)	.89
748C	Freq. adj. 741C (A)	.69
753	Gain Block	1.75
739-739	Dual stereo preamp	1.98
741-741		

ADVERTISING INDEX

RADIO-ELECTRONICS does not assume responsibility for any errors which may appear in the index below.

READER SERVICE CARD NO.	PAGE
83	ACS, American Circuits and Systems, Inc. 79
12	Arrow Fastener Co., Inc. 22
	Bell & Howell Schools 74-77
9,10,16	B&K Division of Dynascan Corp. 16-32
19	Blonder-Tongue 62
70	Brooks Radio & TV Corp. 93
67	BSR USA Ltd. 91
85	Castle TV Tuner Service, Inc. Cover-IV
18	Center for Technical Development 61
24	Channellock Inc. 81
62	Chapman Manufacturing Co., Inc. 89
75	Chemtronics, Inc. 68
74	CIE, Cleveland Institute of Electronics 64-67
7	Continental Specialties Corp. 14
	CREI, Division of the McGraw-Hill Continuing Education Center 54-57
80	Crown International 78
13	Delta Products, Inc. 23
21	Edlie Electronics 80
84	Edmund Scientific Co. 102
63	EICO, Electronic Instrument Co. 89
68	F & L Instruments Inc. 92
	EMC, Electronics Measurement Corp. 92
30	Fluke 88
78	Fordham Radio Supply Co. 73
29	GC Electronics 83
	Bill Godbout Electronics 90
76	Grantlith School of Electronics 69
2	GTE Sylvania Electronic Components 1A-D
100	Heath Co. 84-87
28	Indiana Home Study Institute 83
73	International Components Corp. 94
17	International Crystal Mfg. Co. 39
22	Jensen Tool & Alloy 80
11	Jerrold Electronics 17
23	Judson Research & Mfg. Co. 81
82	Leader 79
66	Lectrotech, Inc. 91
4	Mallory Distributor Products Co. 5
3	McGraw-Hill Book Co. 1E
15	MITS, Micro-Instrumentation Telemetry Systems, Inc. 27
81	National Camera Co. 79
	National Technical Schools 18-21
	NRI Training 8-11
65	Pace, Division of Pathcom, Inc. 90
61	PAIA Electronics 88
1	PTS Electronics, Inc. Cover-11
72	Quietrol Co. 94
	RCA Electronic Components Picture Tubes 50
	Test Equipment 3
77	Semiconductors 70-73
86	Rye Industries 88
26	Schober Organ 82
64	Southwest Technical Products 90
79	Sprague Products Corp. 73
	Sylvania Technical Schools Home Study Division 28-31
20	Tab Books 63
	Technics By Panasonic Cover-111
6	Tektronix, Inc. 13
87	Telematic 89
27	Tri-Star Corp. 82
5	Tuner Service Corp. 7
71	TV Tech Specials 94

A NEW INSTRUMENT TO USE WITH YOUR SCOPE
MULTITRACER
 Use with your present Oscilloscope to trace Resistors, Capacitors, Transformers, Diodes, Transistors, Zeners, Triodes, and Semiconductors, IC's, etc. Also shows continuity, in-circuit and go/no-go checks. Complete with diagrams and instructions. No internal scope connections. For medium or small production runs or for hobbyist, experimenter, engineer, or ham.
 ONLY \$19.95—CHECK OR MONEY ORDER
 WHY PAY MORE?
 BOX 14, LESCO ELECTRONICS, SKOKIE, ILL. 60076

HIGHLY PROFITABLE ONE-MAN ELECTRONIC FACTORY
 Investment unnecessary, knowledge not required, sales handled by professionals. Ideal home business. Write today for facts! Postcard will do. Barta-BE Box 248, Walnut Creek, CA 94597.

FREE catalog - PCB's for CT5002, MM5311-16 drilled, tinned \$3.00 each. PCB's any quantity any circuit — free pricing. TTL, MOS, LSI, LED's, discrete, kits, etc. 5Via P/S \$9.50. LAURONICS, 1978 Bellomy-D, Santa Clara, Calif. 95050.

METRIC converter. Plastic, long lasting slide rule converts U.S. to metric measurements. Contains conversion tables to four decimals. \$3.95. METRIVERTOR, Box 225L, Dayton 45401.

KIT of seventy new, marked, long lead, 50V ceramic disc capacitors. 10 each .001MF, .002MF, .005MF, .01MF, .02MF, .05MF, .1MF. Only \$4.98 postpaid. THE ELECTRIC FARM, RFD 1, Anna, Ill. 62906.

SEMICONDUCTOR and parts catalog. J. & J. ELECTRONICS, Box 1437, Winnipeg, Manitoba, Canada

ELECTRONIC slot machine type game. Plans \$5.00. KAB, 1923 Fern, Royal Oak, Mich. 48073

<p>SLA-37 segment LED readouts .77" numbers. 45 Ma/seg., red or yellow \$7.50</p> <p>MINIATURE TRIM POTS 5K, 10K, 20K, 25K, 50K, 100K, \$7.5 3/\$2.00</p> <p>MULTI-TURN TRIM POTS Similar to Bourns 3010 style 3/16" x 5/8" x 1 1/4" 50, 100, 500, 2000, 5000, 10,000 and 20,000 ohms. \$1.50 ea. 3/\$4.00</p> <p>PRINTED CIRCUIT BOARD 4 1/2" x 6 1/2" double sided fiberglass board, 1/16" thick, unetched \$6.00 ea. 5/\$2.50</p> <p>NIXIE TUBES Similar to Raytheon 8650 tubes, with socket & data sheet \$2.25 3/\$6.00</p> <p>TIS 73 NFET \$6.00 2N4891 UJT \$5.00 ER 900 TRIGGER DIODES 4/\$1.00</p> <p>VERIPAX PC BOARD This board is a 1/16" single sided paper epoxy board, 4 1/2" x 6 1/2" (standard veripax), DRILLED and ETCHED which will hold up to 21 single 14 pin IC's or 8, 16 or LSI DIP IC's with buses for power supply connections. Is also etched for 22 pin connector \$5.25</p> <p>FLV 100 VISIBLE LED \$.50 ME-4 IR LED \$.50 MV5026 VIS. LED \$.50 MT-2 PHOTO TRANS \$.50 MCT-2 OPTO-ISOL \$.90 MCD-2 OPTO-ISOL \$.90 GREEN GAP OSL-16 LED \$.90 RED GAP OSL-3 LED \$.60 14 PIN DIP SOCKETS \$.40</p> <p>Silicon Power Rectifiers</p> <table border="1"> <tr> <th>PRV</th> <th>1A</th> <th>3A</th> <th>12A</th> <th>50A</th> </tr> <tr> <td>100</td> <td>.06</td> <td>.11</td> <td>.30</td> <td>.90</td> </tr> <tr> <td>200</td> <td>.07</td> <td>.16</td> <td>.35</td> <td>1.25</td> </tr> <tr> <td>400</td> <td>.09</td> <td>.20</td> <td>.50</td> <td>1.50</td> </tr> <tr> <td>600</td> <td>.11</td> <td>.25</td> <td>.70</td> <td>1.80</td> </tr> <tr> <td>800</td> <td>.15</td> <td>.35</td> <td>1.0</td> <td>2.30</td> </tr> <tr> <td>000</td> <td>.20</td> <td>.45</td> <td>1.10</td> <td>2.75</td> </tr> </table> <p>Terms: FOB Cambridge Mass. Send check or Money Order. Include Postage. Minimum Order \$3.00</p>	PRV	1A	3A	12A	50A	100	.06	.11	.30	.90	200	.07	.16	.35	1.25	400	.09	.20	.50	1.50	600	.11	.25	.70	1.80	800	.15	.35	1.0	2.30	000	.20	.45	1.10	2.75	<p>TRANSISTOR SPECIALS</p> <table border="1"> <tr> <td>2N3772 NPN Si TO-3</td> <td>\$1.25</td> </tr> <tr> <td>2N1137B PNP GE TO-3</td> <td>.95</td> </tr> <tr> <td>2N3137 NPN Si TO-5</td> <td>4/\$1.00</td> </tr> <tr> <td>MPS3393 NPN Si TO-92</td> <td>4/\$1.00</td> </tr> <tr> <td>2N3866 NPN Si TO-5</td> <td>.75</td> </tr> <tr> <td>2N5324 PNP GE TO-3</td> <td>1.50</td> </tr> <tr> <td>2N2369 NPN Si TO-18</td> <td>5/\$1.00</td> </tr> <tr> <td>2N3767 NPN Si TO-66</td> <td>.70</td> </tr> <tr> <td>2N2222 NPN Si TO-18</td> <td>5/\$1.00</td> </tr> <tr> <td>2N3055 NPN Si TO-3</td> <td>1.00</td> </tr> <tr> <td>2N5296 NPN Si TO-220</td> <td>.50</td> </tr> <tr> <td>2N6109 PNP Si TO-220</td> <td>.55</td> </tr> <tr> <td>2N4898 NPN Si TO-66</td> <td>.65</td> </tr> <tr> <td>MJ2252 NPN Si TO-66</td> <td>.90</td> </tr> <tr> <td>2N3638 NPN Si TO-5</td> <td>5/\$1.00</td> </tr> <tr> <td>2N2218A PNP Si TO-5</td> <td>4/\$1.00</td> </tr> </table> <p>CAPACITORS 6V 30UF TANT. 5/\$1 20V 4.7UF TANT. 5/\$1 12V 10UF ELECT. 5/\$1 50V 100UF ELECT \$4.00 25V 30UF ELECT 4/\$1.00</p> <p>MAN-1, RED OR YELLOW LED READOUT \$3.25 MAN-3 LED READOUTS \$1.75 MAN-4 LED READOUTS \$2.50</p> <p>MAN-1, RED OR YELLOW Full Wave Bridges PRV 2A 6A 200 .95 1.25 400 1.15 1.50 600 1.35 1.75</p> <p>1103 1024 bit RAM \$7.25 NEC 6003 2048 bit RAM \$10.95 1101 256 bit RAM \$3.25 8225 64 bit-write RAM \$3.50</p> <p>Conductive Elastomer low profile calculator keyboard. A 2 3/4" x 3 1/4" x 1/2" flex key. 195K-6 keyboard having 0-9, ., *, -, +, =, K+C buttons with off, on switch. \$6.50</p> <p>Injection laser—a single diode 6W, 25A Ga As unit similar to RCA 40859 \$10.95</p> <p>Dual tapered CDS photo cell used for optical alignment with a single plane lens. (Not included). \$.95</p> <p>ASC II ENCODED TERMINAL KEYBOARDS INTERNAL STROBE UPPER & LOWER CASE \$60.00</p>	2N3772 NPN Si TO-3	\$1.25	2N1137B PNP GE TO-3	.95	2N3137 NPN Si TO-5	4/\$1.00	MPS3393 NPN Si TO-92	4/\$1.00	2N3866 NPN Si TO-5	.75	2N5324 PNP GE TO-3	1.50	2N2369 NPN Si TO-18	5/\$1.00	2N3767 NPN Si TO-66	.70	2N2222 NPN Si TO-18	5/\$1.00	2N3055 NPN Si TO-3	1.00	2N5296 NPN Si TO-220	.50	2N6109 PNP Si TO-220	.55	2N4898 NPN Si TO-66	.65	MJ2252 NPN Si TO-66	.90	2N3638 NPN Si TO-5	5/\$1.00	2N2218A PNP Si TO-5	4/\$1.00	<p>C/MOS (DIODE CLAMPED)</p> <table border="1"> <tr> <td>74C 10</td> <td>\$.65</td> </tr> <tr> <td>CD 4001</td> <td>\$.65</td> </tr> <tr> <td>CD 4002</td> <td>\$.65</td> </tr> <tr> <td>CD 4009</td> <td>\$1.50</td> </tr> <tr> <td>CD 4010</td> <td>\$.65</td> </tr> <tr> <td>CD 4011</td> <td>\$.65</td> </tr> <tr> <td>CD 4012</td> <td>\$.65</td> </tr> <tr> <td>CD 4013</td> <td>\$1.60</td> </tr> <tr> <td>CD 4016</td> <td>\$.65</td> </tr> <tr> <td>CD 4023</td> <td>\$.65</td> </tr> <tr> <td>CD 4025</td> <td>\$1.50</td> </tr> <tr> <td>CD 4027</td> <td>\$1.35</td> </tr> <tr> <td>CD 4030</td> <td>\$.65</td> </tr> </table> <p>TTL IC SERIES</p> <table border="1"> <tr> <td>74L00</td> <td>50</td> <td>7476</td> <td>75</td> </tr> <tr> <td>7400</td> <td>28</td> <td>7480</td> <td>70</td> </tr> <tr> <td>7401</td> <td>28</td> <td>7483</td> <td>1.25</td> </tr> <tr> <td>7402</td> <td>28</td> <td>7486</td> <td>.50</td> </tr> <tr> <td>7403</td> <td>28</td> <td>7489</td> <td>3.00</td> </tr> <tr> <td>7404</td> <td>33</td> <td>7490</td> <td>1.50</td> </tr> <tr> <td>7405</td> <td>30</td> <td>7491</td> <td>1.30</td> </tr> <tr> <td>7407</td> <td>50</td> <td>7492</td> <td>1.30</td> </tr> <tr> <td>7408</td> <td>32</td> <td>7493</td> <td>1.30</td> </tr> <tr> <td>7410</td> <td>28</td> <td>7495</td> <td>1.30</td> </tr> <tr> <td>7411</td> <td>32</td> <td>7496</td> <td>1.10</td> </tr> <tr> <td>7412</td> <td>45</td> <td>74107</td> <td>.75</td> </tr> <tr> <td>7413</td> <td>85</td> <td>74121</td> <td>.70</td> </tr> <tr> <td>7416</td> <td>50</td> <td>74123</td> <td>1.10</td> </tr> <tr> <td>7417</td> <td>50</td> <td>74125</td> <td>1.50</td> </tr> <tr> <td>7420</td> <td>28</td> <td>74126</td> <td>1.50</td> </tr> <tr> <td>7422</td> <td>32</td> <td>74151</td> <td>1.25</td> </tr> <tr> <td>7426</td> <td>35</td> <td>74154</td> <td>1.95</td> </tr> <tr> <td>7427</td> <td>55</td> <td>74157</td> <td>1.25</td> </tr> <tr> <td>7430</td> <td>28</td> <td>74164</td> <td>2.20</td> </tr> <tr> <td>7432</td> <td>30</td> <td>74165</td> <td>2.20</td> </tr> <tr> <td>7437</td> <td>60</td> <td>74173</td> <td>2.20</td> </tr> <tr> <td>7438</td> <td>55</td> <td>74176</td> <td>1.95</td> </tr> <tr> <td>7440</td> <td>28</td> <td>74177</td> <td>1.95</td> </tr> <tr> <td>7441</td> <td>150</td> <td>74192</td> <td>1.75</td> </tr> <tr> <td>7442</td> <td>150</td> <td>74193</td> <td>1.75</td> </tr> <tr> <td>7445</td> <td>150</td> <td>74195</td> <td>1.75</td> </tr> <tr> <td>7446</td> <td>150</td> <td>74195</td> <td>1.25</td> </tr> <tr> <td>7447</td> <td>150</td> <td>74451</td> <td>1.00</td> </tr> <tr> <td>7448</td> <td>150</td> <td>74452</td> <td>1.00</td> </tr> <tr> <td>7450</td> <td>28</td> <td>75491</td> <td>1.10</td> </tr> <tr> <td>7451</td> <td>33</td> <td>8210</td> <td>1.50</td> </tr> <tr> <td>7472</td> <td>50</td> <td>8211</td> <td>1.50</td> </tr> <tr> <td>7473</td> <td>60</td> <td>8220</td> <td>1.50</td> </tr> <tr> <td>7474</td> <td>50</td> <td>8520</td> <td>1.75</td> </tr> <tr> <td>7475</td> <td>100</td> <td>LM 351</td> <td>1.00</td> </tr> </table> <p>Similar to 8038C IC Voltage controlled oscillator, as featured in Oct. 73 P.E. they have sine, square and triangular outputs good to 1MHz. Two of them can be used to make an FM generator. \$5.95</p> <p>TRIACS</p> <table border="1"> <tr> <th>PRV</th> <th>1A</th> <th>10A</th> <th>25A</th> <th>15A</th> <th>6A</th> <th>35A</th> </tr> <tr> <td>100</td> <td>.40</td> <td>.70</td> <td>1.30</td> <td>.40</td> <td>.50</td> <td>1.20</td> </tr> <tr> <td>200</td> <td>.70</td> <td>1.10</td> <td>1.75</td> <td>.60</td> <td>.70</td> <td>1.60</td> </tr> <tr> <td>400</td> <td>1.10</td> <td>1.60</td> <td>2.60</td> <td>1.00</td> <td>2.0</td> <td>2.20</td> </tr> <tr> <td>600</td> <td>1.70</td> <td>2.30</td> <td>3.00</td> <td></td> <td></td> <td>3.00</td> </tr> </table> <p>SCR'S</p> <table border="1"> <tr> <th>PRV</th> <th>1A</th> <th>10A</th> <th>25A</th> <th>15A</th> <th>6A</th> <th>35A</th> </tr> <tr> <td>100</td> <td>.40</td> <td>.70</td> <td>1.30</td> <td>.40</td> <td>.50</td> <td>1.20</td> </tr> <tr> <td>200</td> <td>.70</td> <td>1.10</td> <td>1.75</td> <td>.60</td> <td>.70</td> <td>1.60</td> </tr> <tr> <td>400</td> <td>1.10</td> <td>1.60</td> <td>2.60</td> <td>1.00</td> <td>2.0</td> <td>2.20</td> </tr> <tr> <td>600</td> <td>1.70</td> <td>2.30</td> <td>3.00</td> <td></td> <td></td> <td>3.00</td> </tr> </table> <p>LINEAR CIRCUITS</p> <table border="1"> <tr> <td>LM 309K 5V 1A REGULATOR</td> <td>\$2.25</td> </tr> <tr> <td>723 - 40 +40V REGULATOR</td> <td>\$7.75</td> </tr> <tr> <td>LM 300H REGULATOR POSITIVE</td> <td>\$9.00</td> </tr> <tr> <td>LM 320 - 5 or -15V REGULATOR</td> <td>\$1.75</td> </tr> <tr> <td>LM 376 - 5V to 37V POS REG.</td> <td>\$1.25</td> </tr> <tr> <td>741A or 741C OP. AMP</td> <td>\$4.47</td> </tr> <tr> <td>709C OPER AMP</td> <td>\$4.47</td> </tr> <tr> <td>DUAL 709 DUAL OP AMP</td> <td>\$1.25</td> </tr> <tr> <td>101 OPER. AMP. HI PERFORM</td> <td>\$7.75</td> </tr> <tr> <td>LM 308 OPER. AMP., LOW POWER</td> <td>\$1.15</td> </tr> <tr> <td>747 - DUAL 741</td> <td>\$1.00</td> </tr> <tr> <td>748 - FREQ. ADJUSTED 741</td> <td>\$7.75</td> </tr> <tr> <td>536 - FET INPUT OPER. AMP.</td> <td>\$3.25</td> </tr> <tr> <td>537 - PRECISION OP. AMP.</td> <td>\$2.50</td> </tr> <tr> <td>LM 3900 - QUAD OP AMP</td> <td>\$9.95</td> </tr> <tr> <td>LM 324 - QUAD 741</td> <td>\$2.20</td> </tr> <tr> <td>560 - PHASE LOCK LOOP</td> <td>\$2.95</td> </tr> <tr> <td>561 - PHASE LOCK LOOP</td> <td>\$2.95</td> </tr> <tr> <td>565 - PHASE LOCK LOOP</td> <td>\$2.95</td> </tr> <tr> <td>567 - TONE DECODER</td> <td>\$2.95</td> </tr> <tr> <td>703 - RF-IF AMP.</td> <td>\$8.00</td> </tr> <tr> <td>LM 370 - AGC SQUELCH AMP.</td> <td>\$1.25</td> </tr> <tr> <td>555 - 2µs - 2 HR. TIMER</td> <td>\$1.40</td> </tr> <tr> <td>3822 - TRANSISTOR ARRAY</td> <td>\$9.95</td> </tr> <tr> <td>LM 380 - 2W AUDIO AMP.</td> <td>\$1.75</td> </tr> <tr> <td>LM 377 - 2W STEREO AUDIO AMP.</td> <td>\$3.25</td> </tr> <tr> <td>LM 382 - DUAL AUDIO PREAMP.</td> <td>\$1.95</td> </tr> <tr> <td>LM 311 - HI PER. COMPARATOR</td> <td>\$1.20</td> </tr> <tr> <td>LM 319 - DUAL HI SPEED COMP</td> <td>\$1.50</td> </tr> <tr> <td>LM 339 - QUAD COMPARATOR</td> <td>\$1.95</td> </tr> </table>	74C 10	\$.65	CD 4001	\$.65	CD 4002	\$.65	CD 4009	\$1.50	CD 4010	\$.65	CD 4011	\$.65	CD 4012	\$.65	CD 4013	\$1.60	CD 4016	\$.65	CD 4023	\$.65	CD 4025	\$1.50	CD 4027	\$1.35	CD 4030	\$.65	74L00	50	7476	75	7400	28	7480	70	7401	28	7483	1.25	7402	28	7486	.50	7403	28	7489	3.00	7404	33	7490	1.50	7405	30	7491	1.30	7407	50	7492	1.30	7408	32	7493	1.30	7410	28	7495	1.30	7411	32	7496	1.10	7412	45	74107	.75	7413	85	74121	.70	7416	50	74123	1.10	7417	50	74125	1.50	7420	28	74126	1.50	7422	32	74151	1.25	7426	35	74154	1.95	7427	55	74157	1.25	7430	28	74164	2.20	7432	30	74165	2.20	7437	60	74173	2.20	7438	55	74176	1.95	7440	28	74177	1.95	7441	150	74192	1.75	7442	150	74193	1.75	7445	150	74195	1.75	7446	150	74195	1.25	7447	150	74451	1.00	7448	150	74452	1.00	7450	28	75491	1.10	7451	33	8210	1.50	7472	50	8211	1.50	7473	60	8220	1.50	7474	50	8520	1.75	7475	100	LM 351	1.00	PRV	1A	10A	25A	15A	6A	35A	100	.40	.70	1.30	.40	.50	1.20	200	.70	1.10	1.75	.60	.70	1.60	400	1.10	1.60	2.60	1.00	2.0	2.20	600	1.70	2.30	3.00			3.00	PRV	1A	10A	25A	15A	6A	35A	100	.40	.70	1.30	.40	.50	1.20	200	.70	1.10	1.75	.60	.70	1.60	400	1.10	1.60	2.60	1.00	2.0	2.20	600	1.70	2.30	3.00			3.00	LM 309K 5V 1A REGULATOR	\$2.25	723 - 40 +40V REGULATOR	\$7.75	LM 300H REGULATOR POSITIVE	\$9.00	LM 320 - 5 or -15V REGULATOR	\$1.75	LM 376 - 5V to 37V POS REG.	\$1.25	741A or 741C OP. AMP	\$4.47	709C OPER AMP	\$4.47	DUAL 709 DUAL OP AMP	\$1.25	101 OPER. AMP. HI PERFORM	\$7.75	LM 308 OPER. AMP., LOW POWER	\$1.15	747 - DUAL 741	\$1.00	748 - FREQ. ADJUSTED 741	\$7.75	536 - FET INPUT OPER. AMP.	\$3.25	537 - PRECISION OP. AMP.	\$2.50	LM 3900 - QUAD OP AMP	\$9.95	LM 324 - QUAD 741	\$2.20	560 - PHASE LOCK LOOP	\$2.95	561 - PHASE LOCK LOOP	\$2.95	565 - PHASE LOCK LOOP	\$2.95	567 - TONE DECODER	\$2.95	703 - RF-IF AMP.	\$8.00	LM 370 - AGC SQUELCH AMP.	\$1.25	555 - 2µs - 2 HR. TIMER	\$1.40	3822 - TRANSISTOR ARRAY	\$9.95	LM 380 - 2W AUDIO AMP.	\$1.75	LM 377 - 2W STEREO AUDIO AMP.	\$3.25	LM 382 - DUAL AUDIO PREAMP.	\$1.95	LM 311 - HI PER. COMPARATOR	\$1.20	LM 319 - DUAL HI SPEED COMP	\$1.50	LM 339 - QUAD COMPARATOR	\$1.95
PRV	1A	3A	12A	50A																																																																																																																																																																																																																																																																																																																																																																													
100	.06	.11	.30	.90																																																																																																																																																																																																																																																																																																																																																																													
200	.07	.16	.35	1.25																																																																																																																																																																																																																																																																																																																																																																													
400	.09	.20	.50	1.50																																																																																																																																																																																																																																																																																																																																																																													
600	.11	.25	.70	1.80																																																																																																																																																																																																																																																																																																																																																																													
800	.15	.35	1.0	2.30																																																																																																																																																																																																																																																																																																																																																																													
000	.20	.45	1.10	2.75																																																																																																																																																																																																																																																																																																																																																																													
2N3772 NPN Si TO-3	\$1.25																																																																																																																																																																																																																																																																																																																																																																																
2N1137B PNP GE TO-3	.95																																																																																																																																																																																																																																																																																																																																																																																
2N3137 NPN Si TO-5	4/\$1.00																																																																																																																																																																																																																																																																																																																																																																																
MPS3393 NPN Si TO-92	4/\$1.00																																																																																																																																																																																																																																																																																																																																																																																
2N3866 NPN Si TO-5	.75																																																																																																																																																																																																																																																																																																																																																																																
2N5324 PNP GE TO-3	1.50																																																																																																																																																																																																																																																																																																																																																																																
2N2369 NPN Si TO-18	5/\$1.00																																																																																																																																																																																																																																																																																																																																																																																
2N3767 NPN Si TO-66	.70																																																																																																																																																																																																																																																																																																																																																																																
2N2222 NPN Si TO-18	5/\$1.00																																																																																																																																																																																																																																																																																																																																																																																
2N3055 NPN Si TO-3	1.00																																																																																																																																																																																																																																																																																																																																																																																
2N5296 NPN Si TO-220	.50																																																																																																																																																																																																																																																																																																																																																																																
2N6109 PNP Si TO-220	.55																																																																																																																																																																																																																																																																																																																																																																																
2N4898 NPN Si TO-66	.65																																																																																																																																																																																																																																																																																																																																																																																
MJ2252 NPN Si TO-66	.90																																																																																																																																																																																																																																																																																																																																																																																
2N3638 NPN Si TO-5	5/\$1.00																																																																																																																																																																																																																																																																																																																																																																																
2N2218A PNP Si TO-5	4/\$1.00																																																																																																																																																																																																																																																																																																																																																																																
74C 10	\$.65																																																																																																																																																																																																																																																																																																																																																																																
CD 4001	\$.65																																																																																																																																																																																																																																																																																																																																																																																
CD 4002	\$.65																																																																																																																																																																																																																																																																																																																																																																																
CD 4009	\$1.50																																																																																																																																																																																																																																																																																																																																																																																
CD 4010	\$.65																																																																																																																																																																																																																																																																																																																																																																																
CD 4011	\$.65																																																																																																																																																																																																																																																																																																																																																																																
CD 4012	\$.65																																																																																																																																																																																																																																																																																																																																																																																
CD 4013	\$1.60																																																																																																																																																																																																																																																																																																																																																																																
CD 4016	\$.65																																																																																																																																																																																																																																																																																																																																																																																
CD 4023	\$.65																																																																																																																																																																																																																																																																																																																																																																																
CD 4025	\$1.50																																																																																																																																																																																																																																																																																																																																																																																
CD 4027	\$1.35																																																																																																																																																																																																																																																																																																																																																																																
CD 4030	\$.65																																																																																																																																																																																																																																																																																																																																																																																
74L00	50	7476	75																																																																																																																																																																																																																																																																																																																																																																														
7400	28	7480	70																																																																																																																																																																																																																																																																																																																																																																														
7401	28	7483	1.25																																																																																																																																																																																																																																																																																																																																																																														
7402	28	7486	.50																																																																																																																																																																																																																																																																																																																																																																														
7403	28	7489	3.00																																																																																																																																																																																																																																																																																																																																																																														
7404	33	7490	1.50																																																																																																																																																																																																																																																																																																																																																																														
7405	30	7491	1.30																																																																																																																																																																																																																																																																																																																																																																														
7407	50	7492	1.30																																																																																																																																																																																																																																																																																																																																																																														
7408	32	7493	1.30																																																																																																																																																																																																																																																																																																																																																																														
7410	28	7495	1.30																																																																																																																																																																																																																																																																																																																																																																														
7411	32	7496	1.10																																																																																																																																																																																																																																																																																																																																																																														
7412	45	74107	.75																																																																																																																																																																																																																																																																																																																																																																														
7413	85	74121	.70																																																																																																																																																																																																																																																																																																																																																																														
7416	50	74123	1.10																																																																																																																																																																																																																																																																																																																																																																														
7417	50	74125	1.50																																																																																																																																																																																																																																																																																																																																																																														
7420	28	74126	1.50																																																																																																																																																																																																																																																																																																																																																																														
7422	32	74151	1.25																																																																																																																																																																																																																																																																																																																																																																														
7426	35	74154	1.95																																																																																																																																																																																																																																																																																																																																																																														
7427	55	74157	1.25																																																																																																																																																																																																																																																																																																																																																																														
7430	28	74164	2.20																																																																																																																																																																																																																																																																																																																																																																														
7432	30	74165	2.20																																																																																																																																																																																																																																																																																																																																																																														
7437	60	74173	2.20																																																																																																																																																																																																																																																																																																																																																																														
7438	55	74176	1.95																																																																																																																																																																																																																																																																																																																																																																														
7440	28	74177	1.95																																																																																																																																																																																																																																																																																																																																																																														
7441	150	74192	1.75																																																																																																																																																																																																																																																																																																																																																																														
7442	150	74193	1.75																																																																																																																																																																																																																																																																																																																																																																														
7445	150	74195	1.75																																																																																																																																																																																																																																																																																																																																																																														
7446	150	74195	1.25																																																																																																																																																																																																																																																																																																																																																																														
7447	150	74451	1.00																																																																																																																																																																																																																																																																																																																																																																														
7448	150	74452	1.00																																																																																																																																																																																																																																																																																																																																																																														
7450	28	75491	1.10																																																																																																																																																																																																																																																																																																																																																																														
7451	33	8210	1.50																																																																																																																																																																																																																																																																																																																																																																														
7472	50	8211	1.50																																																																																																																																																																																																																																																																																																																																																																														
7473	60	8220	1.50																																																																																																																																																																																																																																																																																																																																																																														
7474	50	8520	1.75																																																																																																																																																																																																																																																																																																																																																																														
7475	100	LM 351	1.00																																																																																																																																																																																																																																																																																																																																																																														
PRV	1A	10A	25A	15A	6A	35A																																																																																																																																																																																																																																																																																																																																																																											
100	.40	.70	1.30	.40	.50	1.20																																																																																																																																																																																																																																																																																																																																																																											
200	.70	1.10	1.75	.60	.70	1.60																																																																																																																																																																																																																																																																																																																																																																											
400	1.10	1.60	2.60	1.00	2.0	2.20																																																																																																																																																																																																																																																																																																																																																																											
600	1.70	2.30	3.00			3.00																																																																																																																																																																																																																																																																																																																																																																											
PRV	1A	10A	25A	15A	6A	35A																																																																																																																																																																																																																																																																																																																																																																											
100	.40	.70	1.30	.40	.50	1.20																																																																																																																																																																																																																																																																																																																																																																											
200	.70	1.10	1.75	.60	.70	1.60																																																																																																																																																																																																																																																																																																																																																																											
400	1.10	1.60	2.60	1.00	2.0	2.20																																																																																																																																																																																																																																																																																																																																																																											
600	1.70	2.30	3.00			3.00																																																																																																																																																																																																																																																																																																																																																																											
LM 309K 5V 1A REGULATOR	\$2.25																																																																																																																																																																																																																																																																																																																																																																																
723 - 40 +40V REGULATOR	\$7.75																																																																																																																																																																																																																																																																																																																																																																																
LM 300H REGULATOR POSITIVE	\$9.00																																																																																																																																																																																																																																																																																																																																																																																
LM 320 - 5 or -15V REGULATOR	\$1.75																																																																																																																																																																																																																																																																																																																																																																																
LM 376 - 5V to 37V POS REG.	\$1.25																																																																																																																																																																																																																																																																																																																																																																																
741A or 741C OP. AMP	\$4.47																																																																																																																																																																																																																																																																																																																																																																																
709C OPER AMP	\$4.47																																																																																																																																																																																																																																																																																																																																																																																
DUAL 709 DUAL OP AMP	\$1.25																																																																																																																																																																																																																																																																																																																																																																																
101 OPER. AMP. HI PERFORM	\$7.75																																																																																																																																																																																																																																																																																																																																																																																
LM 308 OPER. AMP., LOW POWER	\$1.15																																																																																																																																																																																																																																																																																																																																																																																
747 - DUAL 741	\$1.00																																																																																																																																																																																																																																																																																																																																																																																
748 - FREQ. ADJUSTED 741	\$7.75																																																																																																																																																																																																																																																																																																																																																																																
536 - FET INPUT OPER. AMP.	\$3.25																																																																																																																																																																																																																																																																																																																																																																																
537 - PRECISION OP. AMP.	\$2.50																																																																																																																																																																																																																																																																																																																																																																																
LM 3900 - QUAD OP AMP	\$9.95																																																																																																																																																																																																																																																																																																																																																																																
LM 324 - QUAD 741	\$2.20																																																																																																																																																																																																																																																																																																																																																																																
560 - PHASE LOCK LOOP	\$2.95																																																																																																																																																																																																																																																																																																																																																																																
561 - PHASE LOCK LOOP	\$2.95																																																																																																																																																																																																																																																																																																																																																																																
565 - PHASE LOCK LOOP	\$2.95																																																																																																																																																																																																																																																																																																																																																																																
567 - TONE DECODER	\$2.95																																																																																																																																																																																																																																																																																																																																																																																
703 - RF-IF AMP.	\$8.00																																																																																																																																																																																																																																																																																																																																																																																
LM 370 - AGC SQUELCH AMP.	\$1.25																																																																																																																																																																																																																																																																																																																																																																																
555 - 2µs - 2 HR. TIMER	\$1.40																																																																																																																																																																																																																																																																																																																																																																																
3822 - TRANSISTOR ARRAY	\$9.95																																																																																																																																																																																																																																																																																																																																																																																
LM 380 - 2W AUDIO AMP.	\$1.75																																																																																																																																																																																																																																																																																																																																																																																
LM 377 - 2W STEREO AUDIO AMP.	\$3.25																																																																																																																																																																																																																																																																																																																																																																																
LM 382 - DUAL AUDIO PREAMP.	\$1.95																																																																																																																																																																																																																																																																																																																																																																																
LM 311 - HI PER. COMPARATOR	\$1.20																																																																																																																																																																																																																																																																																																																																																																																
LM 319 - DUAL HI SPEED COMP	\$1.50																																																																																																																																																																																																																																																																																																																																																																																
LM 339 - QUAD COMPARATOR	\$1.95																																																																																																																																																																																																																																																																																																																																																																																

Send 20c for our Spring catalog featuring Transistors and Rectifiers; 325 Elm St., Cambridge, Mass.

OLID TATE ALES
 Post Office Box 74D Somerville, Mass. 02143 Tel. (617) 547-4005

(continued on page 100)

Opto Electronics Sale

LIGHT EMITTING DIODE GaAs INDICATORS

2-MV1	amber, visible jumbo epoxy lens upright	\$1.00
1-MV2	TO-18, dome, green, visible	1.00
1-MV2	green small dome, green diff. lite	1.00
1-MV2	clear small plastic dome, green diff. lite	1.00
1-MV3	micro-mini pin head dome, TO-18, green lite	1.00
6-MV3	visible, "coax pin pak", red, mini dome lens	1.00
1-MV4	stud, high power, red, 2-watts	3.95
1-MV4M	stud, high power, hi-dome, red, 2-watts	3.95
6-MV10B	visible, red, clear dome lens TO-18	1.00
6-MV10C	visible, red, diffused, dome lens, TO-18	1.00
6-MV50	axial leads, micro-mini dome, clear, red, TO-18	1.00
1-MV52	micro-mini, axial green lens, green lite	1.00
1-MV53	micro-mini, axial yellow lens, yellow lite	1.00
6-MV54	micro-mini, axial leads, red lens, red lite	1.00
6-MV55	micro-mini, axial leads, red lens, red lite	1.00
6-MV5012	red small dome lens, red lite, TO-18	1.00
6-MV5013	sm. dome, 2 hi red dome, soft red diff. lite, TO-18	1.00
6-MV5020	jumbo clear dome, visible, red, TO-18	1.00
1-MV5040	4-LED red array, with 5-lead pak	1.49
6-MV5054	red jumbo dome lens, TO-18 red lite, upright	1.00
6-MV5080	TO-18, micro-mini red dome, red lite	1.00
6-MV5080	TO-18, micro-mini flat clear lens, red lite	1.00
1-MV5094	red bi-polar, solid state lamp V to 110-115VAC-DC	1.98
2-MV5222	green jumbo dome, green lite, panel snap-in	1.00
2-MV5282	micro-mini, green lens TO-18, green lite	1.00
2-MV5322	yellow jumbo dome, yellow lite, panel snap-in	1.49
1-MV5491	jumbo, Tri-State, RED, GREEN, OFF, special	1.98
2-MT2	photo transistor, light sensor, TO-18	1.00


7-SEGMENT LED Readouts

(All "LED" TYPES)

Type	Char.	Each	Special
MAN-1	.27	\$3.75	3 for \$9.
MAN-3	.12	1.49	3 for \$3.
MAN-4	.19	2.50	3 for \$6.

REFLECTIVE BAR TYPES

707*	.33	2.50	3 for \$6.
704*	.33	2.50	3 for \$6.
SLA-1**	.33	2.10	3 for \$5.
SLA-3**	.70	4.95	3 for \$13.
SLA-11**	.33†	3.50	3 for \$10.




*By Litronix. **By Opco, equal to MAN-1 or MAN-4 specs. Color RED. †Green.

GIANT SALE ON 3-DIGIT READOUTS

\$2.50 3 for \$6



Made by National, their Type NSN-33. With red lens filter. Properly multiplexed. Three digits size of MAN-3. Driver NS7448. 10 mils. Case only 9/16 x 3/8 x 1/16". 12-pins. For pc boards, or fits into standard IC socket. For calculators, DCMs, DVM, Clocks and 1000's of indicating devices. Price is lowest we have seen! 100% perfect. Buy all good digits, no rejects as the Hewlett Packard's advertised by others.




READOUTS BY THE DIGIT!

LOWEST PRICE ANYWHERE! **\$1.** Per Digit 100% good ANY 3 DIGITS—TAKE 10%

Poly Paks buy complete National inventory of 1-digit missing NSN-33. Same as the \$2.50 unit except 1-digit out. Properly multiplexed, so that you may use 2 of the units. Line-up, as you wish and get the desired combination. Zero means that digit is missing. Natural 8 nation. While. Imagine not \$1.80 per digit, but \$1.00 per digit. WHY PAY MORE! Order by digit and save \$55

THREE (9-digits) FOR \$8. GET MORE DIGITS FOR LESS! LITRONIX DL-33B 3-DIGIT LED READOUTS

14-pin version of the NSN-33, or the DL-33 except has LISDOR lenses like the Hewlett Packard version, except these are 100% and NO DIGITS MISSING! IN PRICE! Properly Multiplexed, same as MAN-3 but magnified SN7448 driver. With apc. sheets. Fits into 4-pin IC socket.



WHY BUY MULTIDIGIT REJECTS!

Imagine, nine 7-segment MAN-3 mounted in a molded plastic 2 1/2" x 1 1/2" x 1/2" mater like case. Properly multiplexed. For PC use. Unique panel-like construction lends itself to 1000's of DIGI-METER applications for hand-held, panel and table instruments. Instructions.

\$14.95 Buy 3 take 10%

LED MITY DIGIT "DCM'S"

Scientific Devices "Digital Counting Modules" outperform any other DCM on the market today. More features than ever before! Not gaseous, not incandescent, not nitrite but the modern LED. Chose from such famous manufacturers as Monsanto's MAN-1, MAN-4, Litronix 707 and 704, Opco's SLA-1 (the last 4 having character heights of 0.33 at no extra charge). Each kit includes 3x2" p.c board with fingers for a FREE edge connector, side-mounting dip socket, LED readout of your choice, resistors, 5 IC's and Molex connectors (this ELIMINATES SOLDERING YOUR IC'S) and booklet. INCLUDES P.C. EDGE CONNECTOR — FREE!


MUX'D DIGITAL CLOCK PC BOARD

MAN-1	Litronix 707 (MAN-1*)	\$ 8.88
MAN-3	Litronix 704 (MAN-4*)	8.88
MAN-4	Opco SLA-1 (MAN-1*)	8.88
6-MAN 3A's	for above board. \$9.50	8.88
* Elec char. same as MAN-1 or 4.		

MMS311	6-digit 28-Pin	\$ 8.88
MMS312	4-digit 24-Pin	8.88
MMS313	6-digit 28-Pin	8.88
MMS314	4-digit 24-Pin	8.88
MMS316	4-digit 40-Pin, Alarm	13.50

1-MMS316, DIGITAL ALARM CLOCK FACTORY FALLOUT — \$1.49 EA

CLOCK CHIPS ON A "DIP"
ANY CHIP \$8.88



60-WATT STEREO AM-FM-MULTIPLEX HIGH FIDELITY AMPLIFIER

\$49.95
● Wall "Slim-Line" Type
● Tape, Record Player, PA & Musical Instruments!
The most amazing audio offer for the hi-fi-ers. 14 men, and an ideal unit for the family den, or any room in the house, office, etc. Comes complete with hookup, escutcheon, and knobs. 5 separate controls: LOUDNESS, BALANCE, TREBLE, BASS, circuit switch for PIONEER, TUNER, TAPE, MIKE, AUX. 3 switches for SCRATCH FILTER, RUMBLE FILTER, and POWER "ON-OFF" with built-in lite. 4-output transistors, each 30 watts. Separate accessory mounting panel for 4 speaker attachment, mike and musical instrument jack, tape, tuner, and power jacks. 6-ft. cord set for 115VAC, 60 cycles. Measures only 13 x 7 x 3". Wt. 3 lbs. With attractive multi-color escutcheon. Made by leading US maker of quality amplifiers.
● 20-20,000 Cycles Resp ● 4-Channel Spkr. Systems!

"THE PRO" — HI-Q DYNAMIC PENCIL MIKE

\$6.95
Sold elsewhere for over \$10. All metal construction, with stand, 8-ft. cord, and standard mike plug. By General Electric. NO IMPORT! Highly polished with chrome trim. Omni-directional, 20,000 ohm imp., 60 to 100Khz freq. resp. Crisp, ultra-sensitive, high quality, hi-fidelity. Ideal for PA, CB, and all HAM equipment. May be hand-held too! Mike 5" long 1" dia., with taper. Heavy-duty grey metal stand, 2 1/2 x 2 1/4 x 1/2". Ideal for our 60w stereo Amp. wt. 1-lb.

KRONOS WITH "TIME BASE"

Cabinet is 6" x 5 1/2" x 6". **\$47.** Any Type Clock less time-base* **NEW FOR 1974!**
*with TIME BASE \$64.95
CHOOSE YOUR READOUT
Type LED Charac. Sale
KR-101 MAN-3 .12 \$47.
KR-103 MAN-4 .19 47.
KR-104 Nixie* .45 47.
KR-105 707* .33 47.
KR-106 704† .33 47.
KR-107 SLA-1† .33 47.
KR-108 Same as SLA-1 but GREEN, add \$12.

Scientific Devices introduces the new any LED Kronos digital clock. That's right, you can choose the "ALL-LED" Man-1, Man-3, and Man-4, and the new reflective bar types with the larger digits, at only one price, \$47. This is a Scientific Device first! We even have more for \$19.95 we have available as an extra option to Naval Observatory your clock, or making it an all-purpose all-duty unit. For indoor and on the market today with the help of one of the largest other cumbersome types. It's easy to construct, easy instructions. Its overall design is simple and easy and-white TEN-TEC cabinet, plus all accessories, black-booklets. Features include 3 setting controls, 1-hour per second, 1-minute per second, and hold button. KR100 series is a Scientific Device exclusive!

SPECTROL CERMET "MICRO" POTS



Ohms
10
20
50
100
200
500
1K
2K
5K
10K
20K
50K
100K
200K
500K
1 Meg
Your Choice
Any 2 for \$1

Model No. 53-2-1 — 5/16" cube, single-turn, screw-adjust, front, 1/2 watt 20%
Model No. 41-2-1 — 1/2 x .3 x .160" rectangular, 15-turn, wedge-shaped pins, for easy pc work, 3/4 watt 20%, screwdriver side.
Model No. 53-1-1 — 3/8 dia. x 5/16" high. Single-turn, 3-leads, screwdriver top, 1/2 watt, TO-5 transistor size, fits transistor sockets.

CALCULATOR CHIPS ON A "DIP"

Similar to Mostek 5001. Outperforms Texas 8-digit TMS1802. A 40-pin DIP. Adds, multiplies, subtracts, and divides. Use with 7-segment readouts, Nixies, and LEDs.
CT5001-12-digits 40-Pin \$6.50 3 for \$18.
CT5002-9 volt version of 5001 8.50 3 for \$24.
CT5005 12-digits 28-Pin 9.95 3 for \$27.
with 3-function memory.

POCKET CALCULATOR KEYBOARD

For hand-held units, properly multiplexed for chip CT-5001-2, 12 of Mostek 5010-12, 18 feather-touch keys, by FLEX-KEY. **Only \$6.95** 3 for \$18.

OAK FEATHER-TOUCH SWITCHES

3 for \$1 **39¢**
*For RTTY Switches
Printed Circuits Mfg. by OAK (Ham's note, No. 0 8*
For Unique Panel RTTY, (too) data systems, 0 1* CE†
Switches same as used in Keyboard, 2* 2* CL†
Calculator, SPST, Normally Open, 2.1V 1 amp contacts, 3* 3* —†
characters and letters, 4* 4* + —†
easily changed, 3/8" high, 6* 6* —†
Blue top. Printed circuit, 6* 6* —†
white characters. *White top, black numbers, 0* 0* —†

CALCULATOR KEYBOARD SWITCH KITS

Each switch made by Oak 2415, SPST normally open, 2.1V 1 amp contacts. Kit includes 0-to-9 (10 switches) white with black numerals) decimal, white with black dot, and CE, CL and 4 functions blue with white characters. **Kit of 17 for \$6.95**
10-pc. kit, 0-to-9 only same type as above. 2.95

4-FUNCTION MEMORY "CALCULATOR KIT"

\$59.95
Pocket type, the lowest price 4-function memory with all arithmetic. Complete with all parts, instruction booklet.
Terms: add postage. Rated: net 30
Phone Orders: Wakefield, Mass. (617) 245-3829
Retail: 16-18 Del Carmine St., Wakefield, Mass. (off Water Street) C.O.D.'S MAY BE PIONEER!

POLY PAKS

15¢ CATALOG on Fiber Optics, IC's, Semi's, Parts
P.O. BOX 942R, LYNNFIELD, MASS. 01940



Put Your Trust In Poly Pak's Money-Back Guarantee!

BUSINESS OPPORTUNITIES

START small, highly profitable electronic production in your basement. Investment, knowledge unnecessary. Postcard brings facts. **BARTA-AE**, Box 248, Walnut Creek, Calif. 94597

BUILD your own speaker systems. Lowest wholesale prices on famous brands. Write for 176 page catalog. **McGEE RADIO COMPANY**, 1901 McGee Street, Kansas City, Mo. 64108

NEW! CONVERT TV TO 6 FT. WIDE SCREEN! 

Easy Do-it-Yourself Kit

Project a giant 5'x6' picture onto wall or screen. B&W/Color. Kit contains detailed plans, Inst., and Precision Lens System. Only \$12.95 ppd., or write for Free illustrated details. **The Macrocoma Co., Dept. FE** Washington Crossing, PA 18977

Guaranteed to Work!

DIGITAL THEORY DESIGN
CONSTRUCTION

LOGIC NEWSLETTER ©

SAMPLE COPY \$1.00
LOGIC NEWSLETTER
POB 252
WALDWICK, N.J. 07463

BUILD A "SPACE-ACE" TV CAMERA!



ONLY KNOWN SOLID-STATE CAMERA IN KIT FORM! Also available factory assembled. Ideal for experimenters, industry, education, etc.


- High quality performance backed by over seven years of lab and field testing
- Fully Guaranteed
- Completely self-contained
- Connects to any TV set without modification
- Easy-to-follow assembly manual
- Model XT-1A, Series D complete with vidicon \$149.95 PP anywhere in USA & Canada (less vidicon tube \$116.95 pp). Many other kits, parts and plans also available.

PHONE or WRITE for CATALOG...DIAL 402-987-3771

BOX 453-RE **ATV Research** DAKOTA CITY, NEBR. 68731

This Publication is Available in MICROFORM

...from



Xerox University Microfilms

300 North Zeeb Road
Ann Arbor, Michigan 48106

Xerox University Microfilms
35 Mobile Drive
Toronto, Ontario,
Canada M4A 1H6

University Microfilms Limited
St. John's Road,
Tyler's Green, Penn,
Buckinghamshire, England

PLEASE WRITE FOR
COMPLETE INFORMATION

(continued from page 98)

69	Vero Electronics	92
	Vintage Radio	68
25	Wahl Clipper Corp.	82
14	Weller-Xcelite Electronics Division	24, 25
8	Winegard Co.	15

MARKET CENTER

90	ATV Research Corp.	100
	Babylon Electronics	95
	Barta	98
	Command Productions	100
	Cornell Electronics	100
92	Delta Electronics	96
91	Digi-Key	96
	Gregory Electronics	100
94	International Electronics Unlimited	101
	Lakeside Industries	100
	Lesco Electronics	98
	Logic Newsletter	100
	Macrocoma	100
89	Meshna Electronics, John Jr.	95
93	Polypaks	97-99
	Photolume Corp.	100
	Solid State Sales	98

Give till it helps.



The American Red Cross.
The Good Neighbor.

A Public Service of This Magazine & The Advertising Council



GREGORY ELECTRONICS


Reconditioned & Used
FM 2-WAY RADIO SAVINGS
Send for New Catalog

Partial Listing from our new '74 catalog ...



General Electric Telephone Control Heads, with handsets, less brackets, as is, \$48.00

General Electric — New! 152-174 MHz, 4 freq. transmit and receive deck for simultaneous duplex mobile telephone service \$25.00



General Electric Mastr M.T.S. Telephone selector board \$78.00



GREGORY ELECTRONICS CORP.
251 Rt. 46, Saddle Brook, N. J. 07662
Phone: (201) 489-9000

Unless you want "yes" men, don't say "no" to the college of your choice.



Give to the college of your choice. Now.

DO YOU OWN A LOW COST SCOPE?

IMPROVE IT!
\$20.00
PREPAID
U.S.A & CANADA



PROFESSIONAL RESULTS. BUILD AND ADD AN "EASY TO USE VISTA KIT"

ALL SOLID-STATE, USING THE LATEST OP-AMP IC'S. PARTS, CONTROLS, ALL SEMI-CONDUCTORS, CIRCUIT BOARD AND INSTRUCTIONS INCLUDED.

VISTA TRIGGER SWEEP GENERATOR

PHOTOLUME CORPORATION
BOX 139 NEW YORK N Y 10016

WRITE FOR FREE CATALOG

PARTS! CORNELL TUBES!

FREE Send For FREE CORNELL'S New Color Catalog 48 Pgs. New Items

33¢ per tube

36¢ per tube

ORDER FREE IF NOT SHIPPED IN 24 HOURS

4215 E UNIVERSITY AVE. SAN DIEGO, CALIF. 92105

REBUILD YOUR OWN PICTURE TUBES?

With Lakeside Industries precision equipment, you can rebuild any picture tube!

For complete details, send name, address, zip code to:

LAKESIDE INDUSTRIES
3520 W. Fullerton Ave.
Chicago, Ill. 60647
Phone: 312-342-3399



F.C.C. EXAM MANUAL

PASS FCC EXAMS! Memorize, study—Tests—Answers for FCC 1st and 2nd class Radiotelephone licenses. Newly revised multiple-choice questions and diagrams cover all areas tested in FCC exams - plus Self-Study Ability Test—\$9.95 postpaid. Moneyback guarantee.



COMMAND PRODUCTIONS P.O. BOX 26348 — E
RADIO ENGINEERING DIVISION SAN FRANCISCO, CALIF. 94126

INTERNATIONAL ELECTRONICS UNLIMITED

DIGITAL INTEGRATED CIRCUITS

7400	\$.25	7447	\$1.45	74123	\$1.15
7401	.25	7448	1.50	74125	.69
7402	.25	7450	.29	74126	.95
7403	.25	7451	.32	74141	1.25
7404	.29	7453	.32	74145	1.25
7405	.27	7454	.45	74150	1.25
7406	.55	7455	.32	74151	1.05
7407	.53	7460	.30	74153	1.45
7408	.29	7461	.30	74154	1.75
7409	.29	7464	.45	74155	1.35
7410	.25	7465	.45	74156	1.50
7411	.35	7470	.50	74157	1.50
7413	.95	7472	.45	74161	1.65
7415	.50	7473	.55	74163	1.80
7416	.50	7474	.55	74164	2.95
7417	.50	7475	.95	74165	2.95
7420	.25	7476	.55	74166	1.95
7421	.32	7478	.89	74173	1.95
7422	.32	7483	1.25	74175	1.95
7423	.37	7485	1.20	74176	.95
7425	.39	7486	.55	74177	.95
7426	.35	7489	3.25	74180	1.15
7427	.39	7490	1.25	74181	4.25
7430	.25	7491	1.40	74182	1.10
7432	.30	7492	1.05	74190	1.65
7437	.50	7493	1.05	74192	1.65
7438	.55	7494	1.10	74193	1.65
7440	.25	7495	1.05	74194	1.65
7441	1.25	7496	1.05	74195	1.15
7442	1.15	74100	1.65	74196	1.35
7443	1.25	74105	.55	74197	1.15
7444	1.30	74107	.55	74198	2.50
7445	1.25	74121	.65	74199	2.50
7446	1.45	74122	.55		

Low Power TTL

74L00	\$.40	74L51	\$.40	74L90	\$1.75
74L02	.40	74L55	.60	74L91	1.50
74L03	.40	74L71	.60	74L93	1.75
74L04	.40	74L72	.60	74L95	1.75
74L06	.40	74L73	.80	74L164	2.95
74L10	.40	74L74	.80	74L165	2.95
74L20	.40	74L78	.80	85L52	2.95
74L30	.40	74L85	1.25	86L75	2.95
74L42	1.75	74L86	.95		

High Speed TTL

74H00	\$.40	74H21	\$.47	74H60	\$.45
74H01	.40	74H22	.47	74H61	.45
74H02	.40	74H30	.40	74H62	.45
74H04	.45	74H40	.40	74H72	.60
74H08	.45	74H50	.45	74H74	.70
74H10	.40	74H53	.47	74H76	.70
74H20	.40	74H55	.47		

8000 Series TTL

8004	\$.45	8200	\$2.95	8554	\$2.95
8060	.30	8210	3.95	8750	2.95
8091	.69	8214	1.95	8600	1.15
8092	.69	8219	1.95	8810	.95
8093	.69	8220	1.95	8812	1.25
8094	.69	8280	.95	8830	.69
8121	1.05	8288	1.75	8831	2.95
8122	1.05	8520	1.45	8832	2.95
8123	1.75	8551	1.95	8836	.69
8130	2.50	8552	2.95	8830	1.50
8182	1.75				

Please specify which data sheets are required with order. Add \$.50 per data sheet for items priced less than \$1.00 ea. All of above are Dual-In-Line packages.

CMOS

74C00	\$.85	74C76	\$1.70	74C163	\$3.25
74C02	.85	74C107	1.50	74C164	3.50
74C04	.95	74C151	2.90	74C173	2.90
74C10	.85	74C154	3.50	74C192	3.25
74C20	.85	74C157	2.25	74C193	3.25
74C42	2.15	74C160	3.30	74C195	3.00
74C73	1.70	74C161	3.25	80C97	1.50
74C74	1.50	74C162	3.25		

Specify Specs required with order

4000 Series - RCA Equivalent

CD4001	\$.65	CD4012	\$.65	CD4022	\$2.75
CD4002	.65	CD4013	1.50	CD4023	.65
CD4009	1.00	CD4016	1.50	CD4025	.65
CD4010	.65	CD4017	2.95	CD4027	1.35
CD4011	.65	CD4019	1.35	CD4030	.65
				CD4035	2.85

Specify Specs required with order

MEMORIES

1101	256 bit RAM MOS (2501)	\$2.50 ea.
1103	1024 bit RAM MOS	7.50 ea.
5260	1024 bit RAM 16 pin	
	Low power consumption	6.95 ea.
7489	64 bit RAM TTL	3.25 ea.
8223	Programmable ROM	6.50 ea.

MAY SPECIALS

DIGITAL DIP

7404	Hex inverter	\$.25 ea
7445	BCD to decimal dec/drv	.99 ea.
7453	Exp. AND-OR-INVERT gate	.25 ea.

LINEAR

709	Operational amplifier DIP	.39 ea.
741	Comp Op amp mini-DIP	.29 ea.
9601	Retriggerable one shot DIP	.75 ea.
9602	Dual retrig-reset monost-multivibrator DIP	.95 ea.
9312	8-in multiplexer DIP	.95 ea.
1101	256-bit static RAM DIP	2.00 ea.

5001 LSI CALCULATOR CHIP

40 pin - Add, subtract, multiply, divide - 12 digit with 12 MAN3M LED and data \$17.95

TRANSISTOR GRAB BAG

PNP & NPN TO-18 Epoxy Guaranteed 50% usable 20 for \$1.00

CALCULATOR CHIPS

5001	LSI (40 pin) Add, subtract, multiply & divide 12 digit	
	Data supplied with chip	\$.65 ea.
	Data only - Refundable w/purchase	1.00 ea.
5002	LSI Similar to 5001 except designed for battery power	
	Data supplied with chip	\$.85 ea.
	Data only - Refundable w/purchase	1.00 ea.
5005	LSI (28 pin) Full four function memory, 12 digit display and calc. 7 segment multiplexed output	
	Data supplied with chip	\$10.95
	Data only - Refundable w/purchase	1.00 ea.

DIGITAL CLOCK CHIPS

MM 5311	(28 pin) Any readout 6 digit BCD with spec. sheet	\$11.95 ea.
MM 5312	(24 pin) Any readout 4 digit 1 pps BCD with spec. sheet	8.95 ea.
MM 5313	(28 pin) Any readout 6 digit 1 pps BCD with spec. sheet	10.95 ea.
MM 5314	(24 pin) LED-incandescent readout 6 digit with spec. sheet	10.95 ea.
MM 5316	(40 pin) Normal alarm, snooze alarm, sleep timer 12 or 24 hr. operation with spec. sheet	15.95 ea.

LED

MV108	Visible red SUPER SPECIAL	\$.25 ea.
MV500	type red emitting	.25 ea. 5/\$1.00
MV5020	type large red	.35 ea. 3/\$1.00
ME 4	Infra red TO18	.69 ea.
MAN 1	The original	3.95 ea.
MAN 3	type	1.95 ea. 3 or more 1.49 ea.
MAN 4	type	2.75 ea. 3 or more 2.50 ea.
Data-Lite 737	(MAN 1 repl)	3.25 ea.

OPTO ISOLATORS

MCA 2-30	Darlington	\$.95 ea.
MCD 2	Diodes	1.95 ea.
MCT 2	Transistor	1.45 ea.

UNTESTED IC's

MOS Shift Registers 2500 Series		
2502 2506 2509 2510 2511 2518 2519 2521 2522		
Untested seconds		4/1.00
Grab Bag Specials		
15 Assorted TTL's (dips)		\$1.00/bag
25 Assorted DTL's (dips)		\$1.00/bag

LINEAR INTEGRATED CIRCUITS

300	Pos V Reg (super 723)	TO-5	\$.95 ea.
301	Hi performance AMPL	MINI-DIP	.45 ea.
302	Voltage Follower	TO-5	.95 ea.
304	Negative Voltage Regulator	TO-5	1.25 ea.
305	Positive Voltage Regulator	TO-5	1.25 ea.
307	Op AMP (super 741)	MINI-DIP	.45 ea.
308	Micro Power Op Amp	MINI-DIP	1.25 ea.
309H	5 V Regulator	TO-5	1.25 ea.
309K	5 V 1A Regulator	TO-3	1.95 ea.
310	Voltage Follower Op Amp	TO-5	1.45 ea.
311	Hi perf. Voltage Comparator	MINI-DIP	1.25 ea.
319	Hi Speed Dual Comparator	DIP	1.65 ea.
320	-5.2 V Negative Regulator	TO-3	1.95 ea.
320	-12 V Negative Regulator	TO-3	1.95 ea.
320	-15 V Negative Regulator	TO-3	1.95 ea.
324	Quad Op Amp	DIP	\$2.25 ea.
339	Quad Comparator	DIP	2.50 ea.
340T	Positive Voltage Regulator (6V, 8V, 15V or 24V)	TO-220	2.25 ea.
		TO-5 or DIP	1.29 ea.
370	AGC/Squelch AMPL	DIP	.85 ea.
372	AF-IF Strip-detector	DIP	3.90 ea.
373	AM/FM/SSB Strip	DIP	.45 ea.
376	Pos. Volt Regulator	MINI-DIP	.45 ea.
377	2W Stereo amp	DIP	2.75 ea.
380	2 Watt Audio Regulator	DIP	1.75 ea.
380-8	8W Audio amp	MINI-DIP	1.75 ea.
382	Low Noise Dual Pre Amp	DIP	2.25 ea.
550	Precision Voltage Regulator	DIP	.95 ea.
703	RF-IF Amp	MINI-DIP	.50 ea.
709	Operational AMPL	TO-5 or DIP	.39 ea.
711	Dual Differential Comparator	DIP	.39 ea.
723	Voltage Regulator	DIP	.75 ea.
739	Dual Hi Perf. Op AMP	MINI-DIP	1.25 ea.
741	Comp. Op AMP	MINI-DIP	.45 ea.
747	Dual 741 Op AMP	TO-5 or DIP	.95 ea.
748	Freq Adj 741	MINI-DIP	.45 ea.
1303	Stereo Pre Amp	DIP	.95 ea.
1304	FM Multiplex Stereo Demod.	DIP	1.50 ea.
1307	FM Multiplex Stereo Demod.	DIP	.95 ea.
1458	Dual Comp. Op. Amp.	MINI-DIP	.75 ea.
2111	Dual LM211 Volt. Comp.	DIP	2.95 ea.
3045	TV-FM Sound System	DIP	.75 ea.
3075	FM Det. - LMR and Audio Pre-Amp	DIP	.85 ea.
3900	Quad Amplifier	DIP	.75 ea.
3905	Precision Timer	MINI-DIP	.75 ea.
7524	Core Memory Sense AMPL	DIP	1.95 ea.
7525	Core Memory Sense AMPL	DIP	.95 ea.
7534	Core memory sense amp	DIP	2.75 ea.
7535	Core memory sense amp	DIP	1.25 ea.
9601	Retriggerable One Shot	DIP	.95 ea.
75451	Dual Peripheral Driver	MINI-DIP	.49 ea.
75452	Dual Peripheral Driver	MINI-DIP	.49 ea.
75453	(351) Dual Peripheral Driver	MINI-DIP	.69 ea.
75491	Quad seg. driver for LED readout	DIP	1.60 ea.
75492	Hex digit driver	DIP	1.75 ea.

Please specify which data sheets are required with order. Add \$.50 per data sheet for items priced less than \$1.00 each

PHASE LOCKED LOOPS

560	Phase Locked Loop	DIP	2.95 ea.
561	Phase Locked Loop	DIP	2.95 ea.
562	Phase Locked Loop	DIP	2.95 ea.
565	Phase Locked Loop	DIP	2.95 ea.
566	Function Generator	MINI-DIP	2.95 ea.
567	Tone Generator	MINI-DIP	2.95 ea.

ON ORDERS OVER \$25.00 DEDUCT 10%

All items are new, unused surplus parts - tested functional. Satisfaction is guaranteed. Shipment will be made via first class mail—postage paid—in U.S., Canada and Mexico within three days from receipt of order. Minimum order—\$5.00. California residents add sales tax.

INTERNATIONAL ELECTRONICS UNLIMITED
P. O. Box 1708, Monterey, Calif. 93940 USA

LIVE IN THE WORLD OF TOMORROW...TODAY!

A BETTER LIFE STARTS HERE

NEW! KIRLIAN PHOTOGRAPHY KIT!

Experiment in the fascinating new field of "Kirlian" electro-photography—images obtained on film without camera or lens by direct recording of electric charge transmitted by animate & inanimate objects. Each "aura" differs from another—animate aura said to change corresponding to physical changes. \$50 Kit gives everything needed except film including portable darkroom, double transformer isolated from power source; complete instructions. Stock No. 71,938EH \$49.95 Ppd.



KNOW YOUR ALPHA FROM THETA!

For greater relaxation, concentration, listen to your Alpha-Theta brainwaves. Ultra-sensitive electrode headband slips on/off in seconds—eliminates need for messy creams, etc. Atch'd to amplifier, filters brainwaves, signals beep for ea. Alpha or Theta wave passed. Monitoring button simulates Alpha sound audio & visual (L.E.D.) feedback. Reliable, easy-to-use unit—comparable to costlier models. Completely safe. Comprehen. instr. bklt. No. 1635EH (8x3x4"; 24 oz.) \$128.00 Ppd. **LOW COST "Starter" UNIT** Stock No. 71, 809EH \$49.95 Ppd!



HOW TO BEAT THE ENERGY CRISIS

Shop Solar Headquarters USA—that's us! Our "Solar House Plans" book gives det. on bldg 5 homes; hi-output Silicon Solar Cell can power a boat, toy car; Conversion Kit shows how sun's energy becomes electricity to run small motors, etc. Solar Cooker cooks great; Furance Kit goes to 2000!




- No. 9440EH (SOLAR HOME PLANS) \$10.00 Ppd.
- No. 30,538EH (SILICON CELL) \$11.95 Ppd.
- No. 60,505EH (CONVERSION KIT) \$18.00 Ppd.
- No. 71,653EH (PORT. SOLAR COOKER) \$10.75 Ppd.
- No. 70,533EH (SOLAR FURNACE KIT) \$4.00 Ppd.

(And our FREE CATALOG is packed with exciting and unusual ecological & physical science items—plus 4,500 finds for fun, study or profit . . . for every member of the family.)

ELECTRONIC SOUND COLLECTOR


The Big Ear^(R) is a science toy that's fun for all, to tune in a whisper at 20 ft., normal conversations up to 100 ft., bird calls & high freq. sounds at almost 200 ft. Nearly twice as far over water! Experiment and hobby-ize with it indoors or out — from baby sitting to bird watching. Big 18" plastic reflector disc pulls sound waves into transistor unit, then amplifies them. Mike system, stethoscope earphones, tripod (33½" extended). Sets up in secs.



Stock No. 80,176EH \$26.50 Ppd.

He-Ne LASERS \$99.50 up!


Top quality Spectra Physics lasers feature TEM₀₀ mode, internal mirror plasma tubes w/10,000 hr life, self-starting cold aluminum cathodes, low noise & ripple, guaranteed output power stability and more for demanding lab work. 18-mo. mfr. wty. 115v AC (A) 0.5mW ... 0.88 Beam Dia., 1 mRad Diverg.



- #79,070EH (2.6x8.5x14.8") \$99.50 Ppd.
- (B) 1.0mW ... (as above) #79,073EH \$125.00 Ppd.
- (C) 4.0mW ... 0.8 Beam Dia, 1.1 mRad Diverg. #79,079EH (3.9x5.5x15.6") \$465.00 Ppd.

SUPER 6" SPACE CONQUEROR

Superb Astronomical Reflector—Up to 576X. Capable of revealing faint stars of nearly 13th magnitude, split double stars separated by less than 1 sec. of arc. Features aluminized & overcoated 6" f/8 ground and polished Pyrex (R) parabolic mirror accurate to ¼ wave, 48 F.L. 6X achromatic finder scope, 4 eyepieces—48X Kellner, ½" 96X, ¼" 192X Ramsdens, & a Barlow to double or triple power—rack & pinion focusing mount. 47-¾" aluminum tube. Electric clock drive w/manual slow-motion control. Setting circles. Heavy-duty equatorial mount. Pedestal base.



- Compares to \$325—\$375 models
- No. 85,086EH (Shp. Wt. 68 lbs.) \$259.50 F.O.B.
- WITHOUT CLOCK DRIVE No. 85, 187EH \$222.50 F.O.B.
- 4-¼" REFLECTOR (48X to 275X) No. 85, 105EH \$115.00 F.O.B.
- 4-¼" REFLECTOR W/CLOCK DRIVE No. 85, 107EH \$149.95 F.O.B.
- 3" REFLECTOR (60X to 180X) No. 85,050EH \$36.95 Ppd.

MAIL COUPON FOR GIANT FREE CATALOG!

180 PAGES • MORE THAN 4,500 UNUSUAL BARGAINS!

Completely new '74 Catalog. Packed with huge selection of telescopes, microscopes, binoculars, magnets, magnifiers, prisms, photo components, ecology and Unique Lighting items, parts, kits, accessories — many hard-to-get surplus bargains. 100's of charts, illustrations. For hobbyists, experimenters, schools, industry.

EDMUND SCIENTIFIC CO.
300 Edscorp Building, Barrington, N. J. 08007
Please rush Free Giant Catalog "EH"

Name _____
Address _____
City _____
State _____ Zip _____

COMPLETE & MAIL WITH CHECK OR M.O.

EDMUND SCIENTIFIC CO.

300 Edscorp Building, Barrington, N.J. 08007

How Many	Stock No.	Description	Price Each	Total

PLEASE SEND GIANT FREE CATALOG "EH" MERCHANDISE TOTAL \$
ADD HANDLING CHARGE—\$1.00 ON ORDERS UNDER \$5.00; 50¢ ON ORDERS OVER \$5.00

TOTAL \$ _____

I enclose check
 money order for \$ _____

NAME _____

ADDRESS _____

CITY _____ STATE _____ ZIP _____



The Technics SA-5400X. 4-amplifier 4-channel and 4-amplifier 2-channel.

Technics doesn't force you to choose between 2-channel and 4-channel. We give you both in one unit. The SA-5400X.

It's a very impressive 4-channel receiver. Each of its amplifiers delivers 8 watts RMS at 8Ω, all channels driven.* (4x8w = 32w.) And its full discrete capabilities include jacks for a CD-4 demodulator. Plus jacks for both 4-channel and 2-channel tape sources. And two tape monitor circuits.

There are also two matrix decoding circuits that can handle all the popular matrix methods.

The SA-5400X is a great 2-channel receiver, too. Because it has Balanced Transformerless (BTL) circuitry. Our special way of strapping the front and rear amplifiers in tandem for 4-amplifier 2-channel. Which more than doubles the power per channel in stereo. Producing 20 watts RMS per channel at 8Ω, all channels driven.* (2x20w = 40w.)

The amplifiers all have direct-coupled circuitry which vastly improves their low-frequency performance and power bandwidth.

And a special phono-equalizer circuit so you can use virtually any kind of phono cartridge efficiently.

There's also a very potent FM section that boasts sensitivity of 2.0μv (IHF). With a 4-pole MOS FET and IF amplifiers whose ceramic filters yield 65dB selectivity.

We knew you'd have a hard time trying to make up your mind about which kind of receiver to buy. So we put both 2-channel and 4-channel in one easy-to-afford unit.

The SA-5400X. The concept is simple. The execution is precise. The performance is outstanding. The name is Technics.

*T.H.D.: less than 0.8%. Power Bandwidth: 7Hz—28kHz, -3dB.

200 PARK AVE., NEW YORK, N.Y. 10017
FOR YOUR NEAREST AUTHORIZED
TECHNICS DEALER, CALL TOLL FREE
800 447-4700. IN ILLINOIS, 800 322-4400.

Technics

by Panasonic



A Giant ... Steps Forward!

..... a truly fantastic, **BRAND NEW,** TV Service
Instrument

More than two years in development.
Modular microcircuit construction.
Masterpiece of miniaturization.

MASTER SUBBER™ MARK V

The GIANT in a tiny package




Designed for servicing the ENTIRE signal circuit system of any Color or Black & White Television receiver . . . by signal substitution!

Substitutes the following signal stages:

- VHF Tuner.
- Each video i.f. stage.
- Video detector stage.
- Video amplifier stage.
(Positive and negative going signals available simultaneously)
- 4.5 MHz sound i.f. amplifier stage.
- Sound limiter stage.
- Sound detector stage.
- Audio amplifier stage.

Provides tests for:

- UHF tuner.
- Antenna system.
- AGC system.



Use on the bench or in the home. Equipped with wall plug-in transformer for 120-vac line, instrument automatically changes over to internal battery power when transformer is disconnected.

Inbuilt monopole antenna allows use without connection of outside antenna in prime signal areas.

Inbuilt monitor loudspeaker with separate level control.

Video carrier level meter may be calibrated against Master Gain Control for the area in which the instrument is used, to afford true field strength measurements.

Lightweight . . . and measures a mere 6.5" x 6.5" x 3.25" exclusive of knobs, handle and antenna.

Complete with connecting cables and instructions.

You get all this for \$169.95 . . . at your stocking distributor.

. . . or write for more details and complete specifications.

CASTLE TV TUNER SERVICE, INC.

5715 N. Western Ave., Chicago, Illinois 60645 • Phone: (312) - 561-6354



In Canada: Len Finkler Ltd., Ontario

Circle 85 on reader service card